


FAMILY ACTION PACK

Special Time—Volume 1





Family Action Pack
Special Time—Volume 1
 By Kolby King

Copyright 2007 by Kolby King



Of all the nobles matters to which an individual can devote himself—from the political office that leads a nation toward moral correctness, from the writer's pad upon which years of knowledge and wisdom pour, to the laboratory where the cure for an "incurable" disease is revealed—nothing so compares to the great work of investing one's life in raising godly children who fully devote themselves to the Lordship of Jesus Christ.

An Artificial Culture of God

What a child believes by the time he is thirteen will dominate his belief system for the rest of his life and yet I fear that many of the children growing up in our churches are developing a worldview that perpetuates an artificial culture of God. By "artificial" I mean that many of our children are not getting a true picture of reality.

The "culture of God" many of them are experiencing is produced and confined inside the walls of the church building. What is communicated to a child when he comes to church and hears the preacher tell the great truths of the Gospel and hears his teacher tell him that the Bible is his guide to life, and yet the Bible is never

read and discussed at home? Does it not say that such things, meaning the "Gospel" and the "Bible" belong there—at the church—and that they do not affect the home environment nor how life is lived outside the church? What does a child learn when

he sees his parents pray only at the church-house but never witnesses their joined and individual communication with God on a daily basis? What volumes are imprinted on the minds of our children when they hear us "Amen" the preacher who stomps his foot against sin and yet they sit next to us in our living rooms as we watch and laugh at the very things we opposed from our pews?

Does this not tell him that this "culture" of prayer and Bible reading and Christian living belong only at church? That such things are performed as a religious duty in a religious environment but have no relevance to everyday life? May God forbid that by our own actions of ignorance and neglect our children may grow up without

the understanding that God permeates every moment, every breath, every thought, and every action of the believer. That there is not a move made, a bite taken, not even an insignificant second that is not under the direct influence and lordship of Jesus Christ.

Perish the idea that we may leave our children nice houses, names of good repute, a fortune in inheritance, and even a moral lifestyle without an eternity of hope. Shall we, by our own neglect,

condemn our children's children to darkness and despair? By the heritage we pass, shall our great-grandchildren learn of our faith or shall they be left with the poor, fading rubbish of the worldly things and life we left behind? For I am convinced that of all the nobles

matters to which an individual can devote himself—from the political office that leads a nation toward moral correctness, from the writer's pad upon which years of knowledge and wisdom pour, to the laboratory where the cure for an "incurable" disease is

revealed—nothing so compares to the great work of investing one's life in raising godly children who fully devote themselves to the Lordship of Jesus Christ.

The Nine Commandments of the Special Time

What is a Special Time?

Each week contains one Special Time—Set aside one night each week for a “special time” where you and your kids can have family fun together and learn valuable lessons from God’s Word at the same time.

Teaching Method

Children only remember 10% of what they hear, 20% of what they see, and 30% of what they hear and see. They are concrete learners, which means they retain 80 to 90% of what they do, touch, smell, taste, and help teach. This is the reason that *The Family Action Pack* contains a teaching style that will help your child to:

*Find it. Taste it. Touch it. Make it.
Know it. Grow it. See it. Show it.
Live it!*

“There is a difference between leaving an inheritance and leaving a legacy. An inheritance is what we leave for our children. A legacy is what we leave in our children.”

—Unknown

Have Fun

These sessions are set up for you to have fun leading your family into the truths of the Bible. If you’re not having fun, then your children won’t either.

Be Positive

Maybe you’ve had a rough day and all you want to do is curl up in a cave and vegetate for a little while. Then just take a deep breath, take a few moments to relax, commit this time to the Lord, and then jump in with a positive attitude. After a few minutes, a special time with your family can change how you feel.

Be Willing

Your children will only go as far as you go, which means, if you only do the activity halfway, they’ll only do it halfway too. Be willing to get down on the floor, to get inside the tent, to throw a pillow or make a paper airplane. They may not remember all the things you tell them, but you’re making memories that will last a lifetime.

Don’t Pull Out the Pulpit

Don’t preach. This should be an interactive time where the whole family can talk and discuss.

Don’t Bore

Most of these sessions are short, fast-paced and to the point. Don’t drag them out. Length of time and spirituality are not one-in-the-same. So don’t talk long and don’t pray long.

Don’t Rush

Even though these sessions are set up to be short, if your family is enjoying themselves, don’t cut it off too soon. Don’t be in a hurry to move on to whatever comes next in your life. And if it’s that favorite TV show, just remember that God gave us DVRs for a reason...right?

Don't Make it a Burden

These sessions have been written trying to use items that most people already have in their houses. Imagine a group walking through a house and saying, "Everyone has toilet paper. So how can we use toilet paper to teach kids about Jesus?" Now you have an idea how many of these activities developed! You don't have to prepare or study to lead these. Just open up the session and get started. It's as simple as that.

Listen Up

During these sessions you'll be asking your children a lot of questions. Listen closely and be careful not to cut them off, talk down to them or correct them in a manner that will make them hesitant to share in later sessions. Sometimes we jump to fix things without fully listening.

Keep it Up

Make a commitment, put it on your calendar, and stick to it. Let this become a favorite time of the week and a top priority. After all, what is more important than what you are about to do with your family?

Week 1—Special Time

Build a Fort

You will need
1 flashlight

Your Bible marked at Psalm 56:3 and Psalm 18:1-2.

Get Started

Have your family members “ransack” the house to get pillows, blankets, chairs, and whatever else they can find to build a fort. Take your time making it and let your kids be creative with it. (For example, they might want to make a tunnel entrance.) Build it big enough for everyone to fit inside.

From inside the Fort use your flashlight to read Psalm 56:3.

ASK-- *What is something you're scared of?*

SHARE-- Share something you were scared of when you were a child.

ASK-- *What should we do when we're scared?* (Trust God.)

ASK-- *Why can we trust God?* (He's faithful. He'll never let you down. He'll always keep His Word, etc.)

Read Psalm 18:1-2 from your Bible.

ASK-- *How is God like a fort (fortress, stronghold) for you?*

(In old days people went inside a fortress to be safe. Its walls protected them from harm. God is a shield for those who follow Him and like a fort, you are safe in Him.)

ASK-- *Does this mean that bad things will never happen to someone who is living for Jesus? Why or why not?* (Bad things still happen to good people, but there's nothing so bad that God can't turn it to your good.)

If they want a further answer, explain that sometimes we do wrong things and these bad choices bring “bad” things into our lives. But sometimes we do everything right and someone else does

something wrong and we get hurt because of it. Even so, there's nothing your children will ever do that is so bad that God can't forgive them and there's nothing so bad that can happen to them that God can't turn it around to their good if they love Him and are walking with Him. (See Romans 8:28 for a great promise.)

PRAY-- List prayer requests below and thank God that He will always take care of you.

Family Prayer Requests

List prayer requests here:

After you're done playing in the fort, feel free to have a pillow fight or time for your family to see how fast they can tear the fort down and put everything away. Have fun and enjoy!

Week 2—Special Time Treasure Hunt

You will need

Hidden clues to the treasure
Something to be the treasure such as a candy bar or a coupon for an ice cream cone, etc. Be creative.
A Bible marked at Psalm 119:11

Get Started

Copy the following clues on individual slips or pieces of paper or you can cut them out using the clues on page 50. Then hide all but the first one at their designated spots. Tell your children that you're sending them on a treasure hunt.

CLUE #1

Don't hide this one. This is the first clue you'll give to your children.
Search the backs of closet doors for Clue #2.

CLUE #2

Hide this on the back of a closet door.
Go to a mirror to look for Clue #3.

CLUE #3

Hide this on a mirror.
Go to a toilet to look for Clue #4.

CLUE #4

Hide this on top of a toilet lid.
Go to a bed to look for Clue #5.

CLUE #5

Hide this on or in a bed.
Go to the shower to look for Clue #6.

CLUE #6

Hide this in the shower.
Go to the kitchen to look for Clue #7.

CLUE #7

Hide this somewhere in the kitchen.
Look under a shoe for Clue #8.

CLUE #8

Hide this underneath a shoe.
Try to get around Dad (or Mom) and to the couch to find the treasure.

Let's Talk

After the hunt is finished, sit down with your children.

ASK--Would it have been easier or harder to find the treasure without the instructions?

ASK--What instructions has God given us for living?

SAY--The Bible is God's instruction book on how to live life and you'll never find what you're looking for in life unless you follow Jesus and what He says in the Bible. Listen to what the Bible says about how to stay away from doing bad things.

Read Psalm 119:11 from your Bible.

PRAY-- List prayer requests below and thank God for Jesus and the Bible and for giving us instruction on how to live.

Family Prayer Requests

List prayer requests below:

Week 3—Special Time

Fun Hair Night

Family Prayer Requests

List prayer requests below:

You will need

Cosmetic Items to create fun hair-dos
A Bible marked at Acts 10:1-19

Get Started

Take turns creating fun, new hair-dos for your family. Your kids will especially enjoy doing this to you! If you want, you might even want to purchase some temporary hair color to add to your kid's hair. (Walmart carries some for less than \$2, but if you do this be sure to read the directions carefully.)

SAY: We all look a little different, but this change won't last. When Jesus comes into a person's life, though, He brings a change that lasts forever.

ASK: *How do you think Jesus changes people's lives?* (He forgives their sins, takes away the guilt of sin, gives people a new life; they can know for sure they're going to heaven; people live differently when they are walking with God.)

Read Acts 10:1-19

ASK: *What difference do you think Jesus made in Paul's life?* (Paul had hurt, mistreated, and even killed Christians, but after he committed his life to Christ, he became one of the greatest heroes of the Bible. He spent the rest of his life sharing Jesus with others and he even wrote over half of the New Testament. What a difference!)

SAY: Jesus is so great, who wouldn't want Him in their lives!

PRAY— List prayer requests below and thank God for the difference Jesus makes in life.

Week 4—Special Time

Hit or Miss

You will need

Items to make something that shoots at a target. It could be a shoe you sling through the air at a hula hoop or a chalk circle you drew on your patio. Or, a paper airplane you throw and try to get it into a trash can, or a water balloon you toss at a certain brick on your house, etc. You can be very creative with this and even play more than one style.

A Bible marked at Romans 6:23

Get Started

Let family members take turns shooting at the target, but every time they (or you) miss, say “That’s like Sin.”

When you’re finished, ask your family:

ASK: *What’s sin?* (Anything wrong.)

ASK: *Why do you think I was saying, “That’s like Sin?”*

SAY: Sin means to miss the mark or to miss the target. God is perfect and we miss the mark of God’s perfection (or holiness) every time we sin.

ASK: *What are some ways we sin?*

ASK: *What do you think the punishment for sin is?* (Death.)

READ: Romans 6:23

SAY: The punishment for sin is death. This is the reason that Jesus came to earth and lived a perfect life. Then when He died on the cross, since He was perfect and didn’t deserve to die, God punished Him for all the wrong things you and I would ever do. He took the punishment for our sins so that He can forgive them if we give our lives to Him. This is the only way to be forgiven and the only way to go to heaven.

PRAY— List prayer requests below and thank Jesus for dying to make a way to take your sins away.

Family Prayer Requests

List prayer requests below:

Week 5—Special Time

The Shield

You will need:
A pillow for each member of your family.
A Bible marked at Psalm 18:1-4.
A Bible marked at 1 Peter 5:7.

Pillow Fight—Part 1

Have a family pillow fight—Set boundaries, clear an area and have fun. You may also want to set limits depending on the age of your children.

Take a break, sit on your pillows and ASK: What was your pillow made for?

SAY: Our pillows were made for sleeping, not fighting. Of course it is fun to use them for a good fight, but you'd never really win a fight if all you had was a pillow. Why? That's not what it was made for. Imagine an army going into battle, all carrying fluffy pillows—that's crazy!

SAY: Just like our pillows were made for a reason, God made you for a reason too. He has great plans for your life and everything you've ever wanted in life is found only in Christ.

Pillow Fight Instructions—Part 2

Have one family member protect another during the pillow fight. Then take turns protecting each other.

SAY: God's purpose for you is to give your life to Jesus and follow Him every day in every way. When you do this, you can know that God is a shield for you. God becomes your personal protector.

READ: Psalm 18:1-4 from your Bible.

SAY: God cares about everything in your life. Because of this, you can give your cares to God because He cares for you.

READ: 1 Peter 5:7 from your Bible.

PRAY—List your family's "cares" or prayer requests below and thank God for making you special, for being your shield and for always taking care of you.

Family Prayer Requests

List prayer requests below:

Week 6—Special Time

Goodbye Sins

You will need
Water
Salt
A microwave or stove
A pan or bowl with a lid
A Bible marked at Romans 5:8

Get Started

STEP 1

Add some salt to water and take a taste.

*ASK: **How did it taste?*** (Pretty nasty, huh?)

SAY: Salt water tastes bad and if you drank a lot of it, it would make you sick. Salt doesn't belong in drinking water and sin doesn't belong in our lives.

STEP 2

Heat the water on the stove or in the microwave until it boils.

STEP 3

Remove the water from the heat source (This is something an adult should do) and put a lid on it. Let it sit for 30 seconds to a minute and then remove the lid. Wait until the water on the lid cools and then take a taste. The saltiness is gone.

SAY: Just like the salt disappeared, when we ask Jesus to forgive the wrong things we've done (our sins), He takes them away too.

READ: Romans 5:8

SAY: We can say yes to Jesus and give our lives to Him and follow Him every day because He loved us enough to die for us and then He rose from the dead.

PRAY— List prayer requests below and thank Jesus for dying to pay the price for our sins so that we could be forgiven.

Family Prayer Requests

List prayer requests below:

Week 7—Special Time

One Way

You will need
Your Bible marked at John 14:6.

Get Started

Choose a large area in your house where you can be on one side and your children on the other side. For example, you could stand on one end of the living room and they could stand on the other. Or you could stand at the top of the stairs and they could stand at the bottom. Tell your kids that you have a very special challenge for them. They have to cross from where they are to where you are without...(Depending on what the room is like, you'll have to fill in the blank here. You want to make it impossible for them to come to you. For example, in a room you could say, "Without touching the carpet or crawling on the furniture." For stairs, you could say, "Without climbing the stairs or touching the bannister.") When your kids begin to complain that it is impossible, tell them that there really is a way for them to do it. Challenge them to figure it out. The key is that you want them to ask you to come to where they are, pick them up and carry them to where you are. Eventually you might need to give them hints and once they solve it, carry them to where you are.

SAY: There was only one way you could get from there to here, and there's only *one way* for us to go to heaven. Just like the game, we can't get there on our own. That's the reason Jesus died and rose again—to make a way for us to go to heaven and to know Him and to have a meaningful life here on earth too, but not everybody is going to heaven.

ASK: ***What did you have to do to get to this side?*** (You had to ask me to come to you.)

SAY: The only people who are going to heaven are those who have asked Jesus to come into their lives. (Take about a minute here to tell your kids when and how you gave your life to Christ.)

Read John 14:6 from your Bible.

(If you have older children, ask them if they would like to read it.)

PRAY— List prayer requests below and thank God that He made a way for us to know Him and to go to heaven. Pray that your children will give their lives to Him when the time is right or if they've already been saved, pray that God will use them to tell others about Him.

(Remember, if your child has questions about how to give his life to Jesus, you can find an easy way to present the plan of salvation in the back of this book . For more information about when a child is ready to accept Christ, please contact the children's ministry for a copy of the booklet, "When Can a Child Be Saved?")

Family Prayer Requests

List prayer requests below:

Week 8—Special Time

Toothpaste Squeeze

You will need
1 tube of toothpaste
1 plate
A Bible marked at Isaiah 9:6
A Bible marked Romans 10:13

Get Started

Gather your family around. Then squeeze out a good amount of toothpaste on a plate.

ASK—Do you think you can get it all back inside the tube?

Give each family member a chance to try.

(Some may try scooping it back in; Some may ask for scissors to cut it open and put it back. Just tell them no if you don't want to ruin the toothpaste tube; still others may want to lick all the toothpaste off the plate and use their mouth to put it back in. This is actually quite funny although if they push too hard, toothpaste will begin to come out of their nose—This really happened once!)

ASK—Is it possible to get all the toothpaste back inside?
(No.)

SAY—The toothpaste is kind of like your words. Once something comes out of your mouth you can't take it back. So if you don't mean it, or you don't plan to follow through with it, don't say it. Every word you say should be as trustworthy as a promise.

ASK—Did God ever make promises? (Yes, the Bible is full of promises for you.)

ASK—Can you name a promise that God made? (Nothing can separate you from His love; He will never leave you; That you're going to heaven once you've given your life to Jesus; etc.)

SAY—God also promised that a Savior would be born.

Read Isaiah 9:6 from your Bible.

SAY—This is talking about Jesus. God sent Jesus to be the Savior of the world and the Bible also tells us how to accept Jesus as our personal Lord and Savior.

Read Romans 10:13 from your Bible.

SAY—The best thing anyone can ever do with their mouth is to pray and give their lives to Jesus.

PRAY— List prayer requests below and thank God for Jesus and how wonderful He is. Thank God for always keeping His promises.

Family Prayer Requests

List prayer requests below:

Week 9—Special Time

Spoon Catapults

You will need

A spoon

A small food item

Two small bowls

A Bible marked at Romans 3:23

STEP 1

Put a spoon in a small bowl so that the handle sticks out. This naturally creates a catapult.

STEP 2

Take a small food item like a marshmallow or a piece of cereal and put it inside the spoon.

STEP 3

A few feet away from your spoon-catapult, set a second bowl to be your target.

STEP 4

By flipping the tip of the spoon, try to shoot the food from one bowl to the other.

ASK—How did you do? Did you hit or miss your target?

In life we have a target too—to be perfect, just like Jesus, and all of us have fallen short.

READ: Romans 3:23

SAY—We've all done wrong things and we've all fallen short of God's perfection. That's why we need a Savior. That's the reason Jesus died and rose again—to make a way to take our sins away. And the best decision anyone can ever make is to give their life to Him.

ASK—How do you think a person gives their life to Jesus?

SAY—This is how the Bible says that a person can give their life to Christ:

SAY—"A" (Ask your child to say "A" real loud.)

Admit that we have done wrong things and be willing to stop doing those wrong things.

SAY—"B" (Ask your child to say "B" real loud.)

Believe that Jesus is God's Son who died and was raised from the dead.

SAY—"C" (Ask your child to say "C" real loud.)

Call on the Lord, confess our sins, and commit our life to Him.

PRAY— List prayer requests below and thank God that He can forgive our sins.

Family Prayer Requests

List prayer requests below:

Week 10—Special Time

Izzy Dizzy Walking Wobble

You will need
Your Bible marked at Matthew 14:22-33.

Get Started

One at a time have each of your children hold out their arms, put their heads back so they're looking at the ceiling and stick out their tongues. Tell them to spin around three times (you'll need to count for them) and then try to walk to you in a straight line. (Be careful to do this in an area where they can fall and stumble without getting hurt.) Then have them spin around seven times...then ten times.

SAY: Everything gets confusing when you spin around a lot. Sometimes life seems a little confusing when bad things happen, but we can learn a lesson from the Bible about how we can keep our eyes fixed on Jesus. Listen and try to figure out what mistake Peter made.

READ—Matthew 14:22-33

ASK: *What good thing did Peter do?* (1) He trusted Jesus enough to get out of the boat, which is more than anyone else did. (2) When he needed help, he called out to Jesus.

ASK: *What do you think Peter's mistake was?* (He took his eyes off Jesus and started focusing on the wind and waves.)

SAY: Bad things can happen to good people, but when bad things happen God wants you to keep trusting Him. God will always do what is best for you and, if you're walking with Him, He will cause all things to work together for your good. So, when life gets confusing, keep your eyes on Jesus.

PRAY— List prayer requests below and thank God that you can always trust Him and pray that when hard times come to your kids, that they will always keep their eyes on Jesus.

Family Prayer Requests

List prayer requests below:

Week 11—Special Time

Tongue Twisters

Family Prayer Requests

List prayer requests below:

You will need:
A Bible marked at Romans 5:8.

Family Competition #1

See who can say “Unique New York” the most times correctly in 10 seconds. Let each family member try.

Family Competition #1

See who can say “Red Leather, Yellow Leather” the most times back to back without making a mistake. Let each family member try a few times

SAY: It might seem impossible to say “Unique New York” or “Red Leather, Yellow Leather,” but it’s not—it just takes practice.

ASK: Why do you think it’s impossible for a person to be good enough to go to heaven? (Because none of us are perfect like God is perfect. We’ve all made mistakes.)

SAY: Because we’ve all made mistakes, we all need Jesus as our Savior. Since Jesus died to pay the price for all the wrong things we’d ever do, He provides a way for us to be forgiven and go to heaven by giving our lives to Him.

READ: Romans 5:8 from your Bible.

PRAY— List prayer requests below and thank Jesus for dying to make a way for us to be forgiven and go to heaven.

Week 12—Special Time

Light Please

You will need
Flashlight
A Bible marked at Philippians 4:13

Get Started

Choose an item to hide in your child's room. Show it to them, then go in their room, close the door and hide it. When you come out, ask them how quickly they think they can find it. Then tell them that you're going to turn the lights out and they'll have to search in the dark. Let them search for a minute and then give them a flashlight. If you have more than one child, let them search one at a time.

After the searching is done and the item is found, sit down as a family with the flashlight in the dark room.

SAY: The Bible says the world is full of darkness (bad things) but that Jesus is the light of the world. Just like I helped you when I brought you the flashlight, you can help others by telling them about Jesus. You found what you were looking because I gave you the light. Jesus, who is the light of the world, is what everyone is looking for in life and they can find Him when you show them the way.

Big Questions

What's one way you can show Jesus to others? (Talk about Him, live for Him, invite others to church, tell people Jesus loves them, pray with people who are hurt or sad, etc.)

Who is someone with whom you can share Jesus' love?
(Grandparents, a teacher, a friend, etc.)

Bible Story

Jesus sent His disciples to tell others the "Good News," but He never sent them alone. Today, even if you're by yourself, you're never alone when you're telling someone about Jesus. The Lord is right

there with you and He'll always give you the strength to do anything He wants you to do.

READ: Philippians 4:13

PRAY— List prayer requests below and thank God that He will always give you the strength to do everything He'll ever ask you to do.

Family Prayer Requests

List prayer requests below:

How to Lead Your Child to Christ




You can use the following method to share the Gospel on a child's level. Remember, be brief and to the point. A seven year old under the conviction of the Holy Spirit is still a seven year old and will still have the attention span of a seven year old. Please don't mistake immaturity for lack of interest or conviction. For more information about when a child is ready to accept Christ, please contact the children's ministry for a copy of the booklet, "When Can a Child Be Saved?"

How to Lead Your Child to Christ

Step One: *God Loves You*

Draw the following:




Explain that God loves the person you are talking to and that He wants a personal relationship with them. Instead of writing "You" and "Me" under the figures, write your name and the name of the person to whom you are talking.

John 3:16 – *"For God so loved the world that he gave his only begotten son that whosoever believes in him should not perish, but have everlasting life."*

How to Lead Your Child to Christ

Step Two: *Sin—Our Problem*

Add to the Drawing:



Explain that we have a problem. Our problem is sin and sin is anything we do that is wrong.

ASK: *Have you ever done something wrong?* (Be careful not to ask, “Have you ever sinned?” Some children aren’t familiar with the term “sin.” Ask, “Have you ever done anything wrong?”)

Explain that everyone is a sinner and sin (the wrong things we do) separates us from God, just like in the drawing. “Picture this as a Grand Canyon or Great Wall that separates you from God. You see, God is perfect. He’s on this side. Are we perfect? No, because we’ve all done wrong things.”

Roman 3:23 — *“For all have sinned and come short of the glory of God.”*

Important Note about the Stage of Accountability

On *Step Two* of the drawing if a child cannot yet discern right from wrong, he has not yet reached the stage of accountability and is not ready to give his life to Christ. In this event, plant a seed for the future:

“You know, Johnny, there will be a time in your life when you do something that’s wrong. When that time comes, know that God still loves you and has made a way for you to go to heaven. And, Johnny, if you ever start thinking about heaven and how you can go there, come talk to me.”


At this time DO NOT pray with him that he’ll accept Christ when the time is right. Many people do this without realizing that they are dealing with a young child who may only remember that he talked with somebody about Jesus and someone prayed with him. We don’t want to do anything that might cause doubt in the future.

For more information please ask the children’s ministry for a copy of the booklet “When Can a Child be Saved?”

How to Lead Your Child to Christ

Step Three: *The Punishment and the Gift*

Add to the drawing:



Roman 6:23 - *"For the wages of sin is death, but the gift of God is eternal life through Jesus Christ our Lord."*

Explain that there is a punishment for the wrong things we do. This punishment is eternal separation from God in a place called "hell." God didn't create hell for us, but for the devil and the other angels that rebelled against Him. But when we sinned and rebelled against God, this became our just punishment too.

ASK: *But where does God want us to go?* (To Heaven.)


But just because He wants us to go there, doesn't mean that we automatically will.

Important: When speaking with a child, do not omit mentioning hell because it is a part of the Gospel. However, do not focus on this. Your aim is not to scare your child, but to inform them that there is a punishment for sin and a gift that is heaven. Also, you may need to distinguish with some children that "hell" is a "bad" word if you hit your thumb with a hammer and then say it, but it is also a place.

How to Lead Your Child to Christ

Step Four: *One Way*

Add to the drawing:



Explain that Jesus was God and came to earth as a man. He lived a perfect life, and when He died, God punished Him for all the wrong things you and I would ever do. This is how much God loves you and this is the reason Jesus came, to make a way for you to go to heaven. (*Refer to the sin block.*) If this is the Grand Canyon of sin, Jesus built a bridge across it by dying and paying the price for your sins, but Jesus didn't stay dead. Three days later, God raised Him from the dead and He's alive today. That's why He's the only way to go to heaven.

Roman 5:8 - *"But God demonstrated his love toward us, in that, while we were yet sinners, Christ died for us."*

John 14:6 - *"Jesus said, 'I am the way, the truth, and the life; no man comes to the Father except through me.'"*

How to Lead Your Child to Christ

Step Five: *Gift Illustration*

Add NOTHING to the drawing:

Explain that salvation is a gift.

Ephesians 2:8-9 – *“For by grace you have been saved through faith and that not of yourselves; it is a gift of God. Not of works, lest any man should boast.”*

(You can also refer back to **Roman 6:23**)

Gift Illustration:

Let's say this pen (the pen you've been writing with) is worth a million dollars and I come to you one day and say, "I'd like to give this to you." Is it yours yet? What would you have to do to get it? (If they don't immediately say, "I have to reach out and take it," guide them toward that answer.)

Like a gift, you can accept it, or you can say no. A gift can't be earned, just like heaven – you can't be good enough to get to heaven. (*Refer back to the drawing*) There is only one way across that Grand Canyon of sin, and that's Jesus.

Now with the pen, it would be easy for you to take it. All you have to do is reach out and it's yours. With God's gift, it's a little different – You can't physically reach out and take it, but in the Bible God told us how we can accept this gift. You see, Jesus paid the price for our sins; what we have to do is give our lives to Him and accept Him as our Lord and Savior.

How to Lead Your Child to Christ

This is how a person can give his life to Jesus:

Admit that we have sinned and be willing to turn from our sin.

Believe that Jesus is God's Son who died and was raised from the dead.

Call on the Lord, confess our sins, and commit our life to Him.

The Bible says:

Roman 10:9 – *“That if you will confess with your mouth the Lord Jesus and believe in your heart that God raised Him from the dead, you will be saved.”*

Roman 10:13 – *“For whosoever shall call upon the name of the Lord shall be saved.”*

How to Lead Your Child to Christ

Step Six: *The Invitation*

BIG QUESTIONS:

ASK: *Does all this make sense to you?*

ASK: *Would you like to give your life to Christ?*

If NO, ask why not?

If YES, then let them pray aloud or lead them in a prayer similar to the following: (Remember, there is no magic prayer. Words don't save a person; God knows what is in their heart.)

Dear Jesus,

Thank you for dying for me and offering me heaven. I'm sorry for the wrong things I've done. Please save me and be my Lord and Savior. I give you my life. Thank you for saving me.

In Jesus Name, Amen.

After your child accepts Jesus, immediately congratulate him and give him a big hug. Let him know how proud and happy you are. Then encourage him to continue growing with Jesus, to make his decision public, and to follow Him in baptism.

How to Lead Your Child to Christ

Important Scriptures

John 3:16 – “For God so loved the world that he gave his only begotten son that whosoever believes in him should not perish, but have everlasting life.”

Roman; 3:23 - “For all have sinned and come short of the glory of God.”

Roman; 6:23 - “For the wages of sin is death, but the gift of God is eternal life through Jesus Christ our Lord.”

Roman; 5:8 - “But God demonstrated his love toward us, in that, while we were yet sinners, Christ died for us.”

Roman; 10:9 - “That if you will confess with your mouth the Lord Jesus and believe in your heart that God raised Him from the dead, you will be saved.”

Roman; 10:13 - “For whosoever shall call upon the name of the Lord shall be saved.”

Ephesians 2:8 – 9 - “For by grace you have been saved through faith and that not of yourselves; it is a gift of God. Not of works, lest any man should boast.”

Hebrew; 9:27 - “For it is appointed unto man once to die, and after this to face judgment.”

Clues for Week 2—Special Time **Treasure Hunt**

Cut out the following:

CLUE #1

Don't hide this one. This is the first clue you'll give to your children.
Search the backs of closet doors for Clue #2.

CLUE #2

Hide this on the back of a closet door.
Go to a mirror to look for Clue #3.

CLUE #3

Hide this on a mirror.
Go to a toilet to look for Clue #4.

CLUE #4

Hide this on top of a toilet lid.
Go to a bed to look for Clue #5.

CLUE #5

Hide this on or in a bed.
Go to the shower to look for Clue #6.

CLUE #6

Hide this in the shower.
Go to the kitchen to look for Clue #7.

CLUE #7

Hide this somewhere in the kitchen.
Look under a shoe for Clue #8.

CLUE #8

Hide this underneath a shoe.
Try to get around Dad (or Mom) and to the couch to find the treasure.