

Family Action Pack

Volume 4
By Kolby King

Copyright 2007 by Kolby King



Nothing so compares to the great work of investing one's life in raising godly children who fully devote themselves to the Lordship of Jesus Christ.

Only give heed to yourself and keep your soul diligently, lest you forget the things which your eyes have seen, and lest they depart from your heart all the days of your life; but make them known to your sons and grandsons. (Deuteronomy 4:9)

Family Action Pack

Volume 4
By Kolby King

Copyright 2007 by Kolby King



Nothing so compares to the great work of investing one's life in raising godly children who fully devote themselves to the Lordship of Jesus Christ.

Only give heed to yourself and keep your soul diligently, lest you forget the things which your eyes have seen, and lest they depart from your heart all the days of your life; but make them known to your sons and grandsons. (Deuteronomy 4:9)

Don't Just Leave an Inheritance— Leave a Legacy

Read

We read that in 1677 a licentious man married a licentious woman. From that union came 1900 descendants. Of these descendants 771 were criminals, 39 were murderers; only 10 learned a trade and they learned it in prison. They spent a combined total of 1,300 years in prison and cost the state of New York nearly three million dollars. That is what two ungodly people in marriage did for the United States.

But look at the record of the Edwards' family, the family of Jonathan Edwards, the great preacher. A godly man married a godly woman. They had 1,344 descendants. Of this number 295 were college graduates, 13 were college professors, 65 were college presidents, 186 were ministers, 101 were lawyers, 86 were state senators, and 3 were congressmen. There were also 30 judges and one vice-president of the United States. Not one of these descendants was ever accused of crime. This is what two godly people in marriage can do for the world. ¹

Reflect

Know therefore that the Lord your God, He is God, the faithful, who keeps His covenant and His lovingkindness to a thousandth generation with those who love Him and keep His commandments. (Deuteronomy 6:9)

Remember

The way you live your life not only affects you, but also your children's children's children. You will never see in this life the full impact of your life.

Don't Just Leave an Inheritance— Leave a Legacy

Read

We read that in 1677 a licentious man married a licentious woman. From that union came 1900 descendants. Of these descendants 771 were criminals, 39 were murderers; only 10 learned a trade and they learned it in prison. They spent a combined total of 1,300 years in prison and cost the state of New York nearly three million dollars. That is what two ungodly people in marriage did for the United States.

But look at the record of the Edwards' family, the family of Jonathan Edwards, the great preacher. A godly man married a godly woman. They had 1,344 descendants. Of this number 295 were college graduates, 13 were college professors, 65 were college presidents, 186 were ministers, 101 were lawyers, 86 were state senators, and 3 were congressmen. There were also 30 judges and one vice-president of the United States. Not one of these descendants was ever accused of crime. This is what two godly people in marriage can do for the world. ¹

Reflect

Know therefore that the Lord your God, He is God, the faithful, who keeps His covenant and His lovingkindness to a thousandth generation with those who love Him and keep His commandments. (Deuteronomy 6:9)

Remember

The way you live your life not only affects you, but also your children's children's children. You will never see in this life the full impact of your life.

Read This Before Beginning

Dear Parents,

You will notice that this handbook is significantly different from the last one. The purpose, though, is still the same: To help our children...

- To know Jesus better
- To love Him more each day
- To help our kids become fully devoted followers of Christ
- And to build into them consistent habits of godly character.

This semester instead of outlining everything week by week, we wanted to give you a resource that is easy-to-use, flexible to meet the needs of your family, and one that empowers you to choose, lead and share as the spiritual leader of the family.

So have fun and enjoy helping your child to fall in love with Jesus.

Read This Before Beginning

Dear Parents,

You will notice that this handbook is significantly different from the last one. The purpose, though, is still the same: To help our children...

- To know Jesus better
- To love Him more each day
- To help our kids become fully devoted followers of Christ
- And to build into them consistent habits of godly character.

This semester instead of outlining everything week by week, we wanted to give you a resource that is easy-to-use, flexible to meet the needs of your family, and one that empowers you to choose, lead and share as the spiritual leader of the family.

So have fun and enjoy helping your child to fall in love with Jesus.

How to Use This Book

This handbook contains the following sections:

Memory Challenges

These aren't just for children. Lead your whole family in "treasuring God's word" in your hearts.

Family Fun Special Times

These family devotions are fast-paced and fun. There is enough for one per week and are divided into three sections:

- *Sailing the 7 C's* of Creation, Compassion, Character, Commitment, Calling, Courage and Christ-likeness.
- *Teach Me to Pray*
- *Family Traditions—Easter Eve Cookies*

Nightly Prayer Pattern

Help your child to develop personal prayer habits by learning the Lord's Prayer and by praying together each night.

Bedtime Stories

Bedtime stories that teach godly character and that show how the truths of the Bible play out in daily life are an incredible tool for instilling spiritual values in your child. This semester, however, we want to help you to pull stories from your own life experiences to teach to your children. Kids love stories, but even more, they love stories about you when you were young. Every parent has a heritage to pass on, stories of good choices and bad, good times and tough times, and lessons we have learned that we also want our children to learn.

Bible Bedtime Stories

The Bible Bedtime Stories are suggested passages from Scripture to read to your child as a bedtime story.

Life Mission Challenges

Help your child to develop a mission-minded attitude toward helping others and being a servant. Both SpyKid coded missions and uncoded missions are enclosed as well as blank mission cards for you to create your own missions for your child.

How to Use This Book

This handbook contains the following sections:

Memory Challenges

These aren't just for children. Lead your whole family in "treasuring God's word" in your hearts.

Family Fun Special Times

These family devotions are fast-paced and fun. There is enough for one per week and are divided into three sections:

- *Sailing the 7 C's* of Creation, Compassion, Character, Commitment, Calling, Courage and Christ-likeness.
- *Teach Me to Pray*
- *Family Traditions—Easter Eve Cookies*

Nightly Prayer Pattern

Help your child to develop personal prayer habits by learning the Lord's Prayer and by praying together each night.

Bedtime Stories

Bedtime stories that teach godly character and that show how the truths of the Bible play out in daily life are an incredible tool for instilling spiritual values in your child. This semester, however, we want to help you to pull stories from your own life experiences to teach to your children. Kids love stories, but even more, they love stories about you when you were young. Every parent has a heritage to pass on, stories of good choices and bad, good times and tough times, and lessons we have learned that we also want our children to learn.

Bible Bedtime Stories

The Bible Bedtime Stories are suggested passages from Scripture to read to your child as a bedtime story.

Life Mission Challenges

Help your child to develop a mission-minded attitude toward helping others and being a servant. Both SpyKid coded missions and uncoded missions are enclosed as well as blank mission cards for you to create your own missions for your child.

S.O.A.P. for Older Children

S.O.A.P. is a weekly Scripture reading using the S.O.A.P. acrostic to help older students understand and apply the Bible's teaching as well as to begin developing consistent habits of Bible study.

Point Cards

Reward your children for the activities they've done by filling out a point card each week. Let them be able to buy things or earn certain privileges with their points.

S.O.A.P. for Older Children

S.O.A.P. is a weekly Scripture reading using the S.O.A.P. acrostic to help older students understand and apply the Bible's teaching as well as to begin developing consistent habits of Bible study.

Point Cards

Reward your children for the activities they've done by filling out a point card each week. Let them be able to buy things or earn certain privileges with their points.

Memory Challenges

The following pages contain memory challenges for both younger and older children. Choose a challenge and work with your child on it or memorize it as a family.

Kindergarten-2nd Grade Memory Verse Challenges

2 points each

- () **Genesis 1:1**—In the beginning God created the heavens and the earth.
- () **Psalms 119:101**—I have kept my feet from every evil path so that I might obey your word.
- () **1 John 1:7**—The blood of Jesus, his Son, purifies us from all sin.
- () **Romans 3:23**—For all have sinned and fall short of the glory of God.
- () **Ephesians 4:11**—It was he who gave some to be apostles, some to be prophets, some to be evangelists, and some to be pastors and teachers.
- () **Psalms 119:11**—I have hidden your word in my heart that I might not sin against you.
- () **1 Corinthians 13:4**—Love patient, love is kind. It does not envy, it does not boast, it is not proud.
- () **Joshua 1:9**—Be strong and courageous...for the Lord your God is with you wherever you go.
- () **Psalms 20:7**—Some trust in chariots and some in horses, but we trust in the name of the Lord our God.
- () **Romans 3:10**—As it is written, “There is no one righteous, not even one.”
- () **Luke 24:7**—The Son of Man must be crucified and on the third day be raised again.
- () **Philippians 4:4**— Rejoice in the Lord always; again I will say, rejoice!
- () **Exodus 24:7**—They responded, “We will do and obey everything that the Lord has commanded.”
- () **Exodus 23:2**—Do not follow the crowd in doing wrong.
- () **Philippians 2:14**—Do all things without grumbling or complaining.
- () **Joshua 1:7**—Only be strong and very courageous; be careful to do according to all the law which Moses My servant commanded you.
- () **1 Timothy 4:12**—Set an example for the believers in speech, in life, in love, in faith, and in purity.

Memory Challenges

The following pages contain memory challenges for both younger and older children. Choose a challenge and work with your child on it or memorize it as a family.

Kindergarten-2nd Grade Memory Verse Challenges

2 points each

- () **Genesis 1:1**—In the beginning God created the heavens and the earth.
- () **Psalms 119:101**—I have kept my feet from every evil path so that I might obey your word.
- () **1 John 1:7**—The blood of Jesus, his Son, purifies us from all sin.
- () **Romans 3:23**—For all have sinned and fall short of the glory of God.
- () **Ephesians 4:11**—It was he who gave some to be apostles, some to be prophets, some to be evangelists, and some to be pastors and teachers.
- () **Psalms 119:11**—I have hidden your word in my heart that I might not sin against you.
- () **1 Corinthians 13:4**—Love patient, love is kind. It does not envy, it does not boast, it is not proud.
- () **Joshua 1:9**—Be strong and courageous...for the Lord your God is with you wherever you go.
- () **Psalms 20:7**—Some trust in chariots and some in horses, but we trust in the name of the Lord our God.
- () **Romans 3:10**—As it is written, “There is no one righteous, not even one.”
- () **Luke 24:7**—The Son of Man must be crucified and on the third day be raised again.
- () **Philippians 4:4**— Rejoice in the Lord always; again I will say, rejoice!
- () **Exodus 24:7**—They responded, “We will do and obey everything that the Lord has commanded.”
- () **Exodus 23:2**—Do not follow the crowd in doing wrong.
- () **Philippians 2:14**—Do all things without grumbling or complaining.
- () **Joshua 1:7**—Only be strong and very courageous; be careful to do according to all the law which Moses My servant commanded you.
- () **1 Timothy 4:12**—Set an example for the believers in speech, in life, in love, in faith, and in purity.

Kindergarten-2nd Grade Memory Verse Challenges Continued...

- () **Philippians 4:19**—God will meet all your needs according to his riches in glory by Christ Jesus.
- () **Philippians 4:6**—Don't worry about anything but in everything by prayer...with thanksgiving let your requests be made known to God.
- () **Ephesians 2:10**—For we are His workmanship, created in Christ Jesus for good works.
- () **John 15:12**—My command is this: Love each other as I have loved you.
- () **Nahum 1:7**—The Lord is good, a refuge in times of trouble.
- () **Psalms 56:3**—When I am afraid I will trust in thee.
- () **2 Thessalonians 3:13**—As for you, brothers, never tire of doing what is right.
- () **Matthew 6:33**—But seek first the kingdom of God and his righteousness.
- () **Ephesians 6:1**—Children, obey your parents in the Lord, for this is right.
- () **Ephesians 4:32**—Be kind and compassionate to one another.
- () **1 Thessalonians 5:15**—Make sure that nobody pays back wrong for wrong, but always try to be kind to each other and to everyone else.
- () **Psalms 100:2**—Worship the Lord with gladness; come before him with joyful songs.
- () **Romans 12:9**—Love must be sincere. Hate what is evil; cling to what is good.
- () **Matthew 6:19**—But store up for yourselves treasures in heaven.
- () **Luke 19:10**—For the Son of Man [Jesus] came to seek and save what was lost.

Kindergarten-2nd Grade Memory Verse Challenges Continued...

- () **Philippians 4:19**—God will meet all your needs according to his riches in glory by Christ Jesus.
- () **Philippians 4:6**—Don't worry about anything but in everything by prayer...with thanksgiving let your requests be made known to God.
- () **Ephesians 2:10**—For we are His workmanship, created in Christ Jesus for good works.
- () **John 15:12**—My command is this: Love each other as I have loved you.
- () **Nahum 1:7**—The Lord is good, a refuge in times of trouble.
- () **Psalms 56:3**—When I am afraid I will trust in thee.
- () **2 Thessalonians 3:13**—As for you, brothers, never tire of doing what is right.
- () **Matthew 6:33**—But seek first the kingdom of God and his righteousness.
- () **Ephesians 6:1**—Children, obey your parents in the Lord, for this is right.
- () **Ephesians 4:32**—Be kind and compassionate to one another.
- () **1 Thessalonians 5:15**—Make sure that nobody pays back wrong for wrong, but always try to be kind to each other and to everyone else.
- () **Psalms 100:2**—Worship the Lord with gladness; come before him with joyful songs.
- () **Romans 12:9**—Love must be sincere. Hate what is evil; cling to what is good.
- () **Matthew 6:19**—But store up for yourselves treasures in heaven.
- () **Luke 19:10**—For the Son of Man [Jesus] came to seek and save what was lost.

Memory Challenges

The following pages contain memory challenges for both younger and older children. Choose a challenge and work with your child on it or memorize it as a family.

3rd-5th Grade Memory Verse Challenges

2 points each

- () **Genesis 1:1**—In the beginning God created the heavens and the earth.
- () **Psalm 119:101**—I have kept my feet from every evil path so that I might obey your word.
- () **1 John 1:7**—But if we walk in the light, as he is in the light, we have fellowship with one another, and the blood of Jesus, his Son, purifies us from all sin.
- () **Romans 3:23**—For all have sinned and fall short of the glory of God.
- () **Ephesians 4:11**—It was he who gave some to be apostles, some to be prophets, some to be evangelists, and some to be pastors and teachers.
- () **Psalm 119:11**—I have hidden your word in my heart that I might not sin against you.
- () **1 Corinthians 13:4**—Love patient, love is kind. It does not envy, it does not boast, it is not proud.
- () **Joshua 1:9**—Have I not commanded you? Be strong and courageous! Do not tremble or be dismayed, for the Lord your God is with you wherever you go.
- () **Psalm 20:7**—Some trust in chariots and some in horses, but we trust in the name of the Lord our God.
- () **Romans 3:10**—As it is written, “There is no one righteous, not even one.”
- () **Luke 24:7**—The Son of Man must be crucified and on the third day be raised again.
- () **Philippians 4:4**—Rejoice in the Lord always; again I will say, rejoice!
- () **Exodus 24:7**—They responded, “We will do and obey everything that the Lord has commanded.”
- () **Exodus 23:2**—Do not follow the crowd in doing wrong.
- () **Philippians 2:14**—Do all things without grumbling or complaining.

Memory Challenges

The following pages contain memory challenges for both younger and older children. Choose a challenge and work with your child on it or memorize it as a family.

3rd-5th Grade Memory Verse Challenges

2 points each

- () **Genesis 1:1**—In the beginning God created the heavens and the earth.
- () **Psalm 119:101**—I have kept my feet from every evil path so that I might obey your word.
- () **1 John 1:7**—But if we walk in the light, as he is in the light, we have fellowship with one another, and the blood of Jesus, his Son, purifies us from all sin.
- () **Romans 3:23**—For all have sinned and fall short of the glory of God.
- () **Ephesians 4:11**—It was he who gave some to be apostles, some to be prophets, some to be evangelists, and some to be pastors and teachers.
- () **Psalm 119:11**—I have hidden your word in my heart that I might not sin against you.
- () **1 Corinthians 13:4**—Love patient, love is kind. It does not envy, it does not boast, it is not proud.
- () **Joshua 1:9**—Have I not commanded you? Be strong and courageous! Do not tremble or be dismayed, for the Lord your God is with you wherever you go.
- () **Psalm 20:7**—Some trust in chariots and some in horses, but we trust in the name of the Lord our God.
- () **Romans 3:10**—As it is written, “There is no one righteous, not even one.”
- () **Luke 24:7**—The Son of Man must be crucified and on the third day be raised again.
- () **Philippians 4:4**—Rejoice in the Lord always; again I will say, rejoice!
- () **Exodus 24:7**—They responded, “We will do and obey everything that the Lord has commanded.”
- () **Exodus 23:2**—Do not follow the crowd in doing wrong.
- () **Philippians 2:14**—Do all things without grumbling or complaining.

3rd-5th Grade Memory Verse Challenges Continued...

- () **Joshua 1:7**—Only be strong and very courageous; be careful to do according to all the law which Moses My servant commanded you; do not turn from it to the right or to the left, so that you may have success wherever you go.
- () **1 Timothy 4:12**—Set an example for the believers in speech, in life, in love, in faith, and in purity.
- () **Philippians 4:19**—God will meet all your needs according to his riches in glory by Christ Jesus.
- () **Philippians 4:6**—Don't worry about anything, but in everything by prayer and supplication with thanksgiving let your requests be made known to God.
- () **Ephesians 2:10**—For we are His workmanship, created in Christ Jesus for good works, which God prepared beforehand, that we should walk in them.
- () **Acts 4:12**—Salvation is found in no one else, for there is no other name under heaven given to men by which we must be saved.
- () **Proverbs 29:25**—Fear of man will prove to be a snare, but whoever trusts in the Lord is kept safe.
- () **Isaiah 6:8**—Then I heard the voice of the Lord saying, "Whom shall I send? And who will go for us?" And I said, "Here am I. Send me!"
- () **Proverbs 1:10**—My son, if sinners entice you, do not give in to them.
- () **Luke 19:10**—For the Son of Man [Jesus] came to seek and save what was lost.
- () **Philippians 4:8**—Whatever is true, whatever is noble, whatever is right, whatever is pure, whatever is lovely, whatever is admirable—if anything is excellent or praiseworthy—think about such things.
- () **Romans 5:8**—But God showed his love for us, in that while we were yet sinners Christ died for us.
- () **1 Thessalonians 5:15**—Make sure that nobody pays back wrong for wrong, but always try to be kind to each other and to everyone else.
- () **1 Chronicles 16:23**—Sing to the Lord, all the earth; proclaim his salvation day after day.
- () **1 Thessalonians 5:16**—Be joyful always; pray continually; give thanks in all circumstances, for this is God's will for you in Christ Jesus.
- () **Ephesians 4:29**—Do not let any unwholesome talk come out of your mouth, but only what is helpful for building others up according to their needs, that it may benefit those who listen.
- () **Ephesians 5:1-2**—Be imitators of God, therefore, as dearly loved children and live a life of love, just as Christ loved us and gave himself up for us...

3rd-5th Grade Memory Verse Challenges Continued...

- () **Joshua 1:7**—Only be strong and very courageous; be careful to do according to all the law which Moses My servant commanded you; do not turn from it to the right or to the left, so that you may have success wherever you go.
- () **1 Timothy 4:12**—Set an example for the believers in speech, in life, in love, in faith, and in purity.
- () **Philippians 4:19**—God will meet all your needs according to his riches in glory by Christ Jesus.
- () **Philippians 4:6**—Don't worry about anything, but in everything by prayer and supplication with thanksgiving let your requests be made known to God.
- () **Ephesians 2:10**—For we are His workmanship, created in Christ Jesus for good works, which God prepared beforehand, that we should walk in them.
- () **Acts 4:12**—Salvation is found in no one else, for there is no other name under heaven given to men by which we must be saved.
- () **Proverbs 29:25**—Fear of man will prove to be a snare, but whoever trusts in the Lord is kept safe.
- () **Isaiah 6:8**—Then I heard the voice of the Lord saying, "Whom shall I send? And who will go for us?" And I said, "Here am I. Send me!"
- () **Proverbs 1:10**—My son, if sinners entice you, do not give in to them.
- () **Luke 19:10**—For the Son of Man [Jesus] came to seek and save what was lost.
- () **Philippians 4:8**—Whatever is true, whatever is noble, whatever is right, whatever is pure, whatever is lovely, whatever is admirable—if anything is excellent or praiseworthy—think about such things.
- () **Romans 5:8**—But God showed his love for us, in that while we were yet sinners Christ died for us.
- () **1 Thessalonians 5:15**—Make sure that nobody pays back wrong for wrong, but always try to be kind to each other and to everyone else.
- () **1 Chronicles 16:23**—Sing to the Lord, all the earth; proclaim his salvation day after day.
- () **1 Thessalonians 5:16**—Be joyful always; pray continually; give thanks in all circumstances, for this is God's will for you in Christ Jesus.
- () **Ephesians 4:29**—Do not let any unwholesome talk come out of your mouth, but only what is helpful for building others up according to their needs, that it may benefit those who listen.
- () **Ephesians 5:1-2**—Be imitators of God, therefore, as dearly loved children and live a life of love, just as Christ loved us and gave himself up for us...

Other Memory Challenges

() 20 points—*Ephesians 6:13-17*
(*The Armor of God*)

Therefore put on the full armor of God, so that when the day of evil comes, you may be able to stand your ground, and after you have done everything, to stand.

Stand firm then, with the belt of truth buckled around your waist, with the breastplate of righteousness in place, and with your feet fitted with the readiness that comes from the gospel of peace.

In addition to all this, take up the shield of faith, with which you can extinguish all the flaming arrows of the evil one.

Take the helmet of salvation and the sword of the Spirit, which is the word of God.

() 20 points—*Matthew 6:9-13 (The Lord's Prayer)*

This, then is how you should pray:

“Our Father in heaven, hallowed be your name,
Your kingdom come, your will be done,
On earth as it is in heaven.
Give us today, our daily bread.

Forgive us our debts, as we also have forgiven our debtors.

And lead us not into temptation, but deliver us from evil.

For yours is the kingdom and the power and the glory forever.
Amen.”

() 20 points—*The Twelve Disciples*

- | | |
|----------------|---------------------------|
| 1. Simon Peter | 7. Thomas |
| 2. Andrew | 8. Simon the Zealot |
| 3. John | 9. James—son of Zebedee |
| 4. Matthew | 10. James—son of Alphaeus |
| 5. Philip | 11. Judas (Thaddeus) |

Other Memory Challenges

() 20 points—*Ephesians 6:13-17*
(*The Armor of God*)

Therefore put on the full armor of God, so that when the day of evil comes, you may be able to stand your ground, and after you have done everything, to stand.

Stand firm then, with the belt of truth buckled around your waist, with the breastplate of righteousness in place, and with your feet fitted with the readiness that comes from the gospel of peace.

In addition to all this, take up the shield of faith, with which you can extinguish all the flaming arrows of the evil one.

Take the helmet of salvation and the sword of the Spirit, which is the word of God.

() 20 points—*Matthew 6:9-13 (The Lord's Prayer)*

This, then is how you should pray:

“Our Father in heaven, hallowed be your name,
Your kingdom come, your will be done,
On earth as it is in heaven.
Give us today, our daily bread.

Forgive us our debts, as we also have forgiven our debtors.

And lead us not into temptation, but deliver us from evil.

For yours is the kingdom and the power and the glory forever.
Amen.”

() 20 points—*The Twelve Disciples*

- | | |
|----------------|---|
| 1. Simon Peter | 7. Thomas |
| 2. Andrew | 8. Simon the Zealot |
| 3. John | 9. James—son of Zebedee |
| 4. Matthew | 10. James—son of Alphaeus |
| 5. Philip | 11. Judas (Thaddeus) |
| 6. Bartholomew | 12. Judas Iscariot (who betrayed Jesus) |

Chapter Memory Challenges

We want our children to grow up understanding that it is normal not only to memorize individual verses here and there but also to memorize large portions of Scripture as well.

KINDERGARTEN-2nd Grade

- () 50 points-- Psalm 1
- () 50 points-- Psalm 23
- () 50 points-- Psalm 150

GRADE 3-5

- () 50 points-- Psalm 47
- () 50 points-- 1 Corinthians 13
- () 50 points-- Psalm 32

Chapter Memory Challenges

We want our children to grow up understanding that it is normal not only to memorize individual verses here and there but also to memorize large portions of Scripture as well.

KINDERGARTEN-2nd Grade

- () 50 points-- Psalm 1
- () 50 points-- Psalm 23
- () 50 points-- Psalm 150

GRADE 3-5

- () 50 points-- Psalm 47
- () 50 points-- 1 Corinthians 13
- () 50 points-- Psalm 32

The Books of the Bible Memory Challenge

They are as follows (reading down each column):

<u>OLD TESTAMENT</u>		<u>NEW TESTAMENT</u>
Genesis	Joel	Matthew
Exodus	Amos	Mark
Leviticus	Obadiah	Luke
Numbers	Jonah	John
Deuteronomy	Micah	Acts
Joshua	Nahum	Romans
Judges	Habakkuk	1st Corinthians
Ruth	Zephaniah	2nd Corinthians
1st Samuel	Haggai	Galatians
2nd Samuel	Zechariah	Ephesians
1st Kings	Malachi	Philippians
2nd Kings		Colossians
1st Chronicles		1st Thessalonians
2nd Chronicles		2nd Thessalonians
Ezra		1st Timothy
Nehemiah		2nd Timothy
Esther		Titus
Job		Philemon
Psalms		Hebrews
Proverbs		James
Ecclesiastes		1st Peter
Song of Solomon		2nd Peter
Isaiah		1st John
Jeremiah		2nd John
Lamentations		3rd John
Ezekiel		Jude
Daniel		Revelation
Hosea		

Parent Signed: _____

NOTE: Kindergartners and 1st graders are challenged to memorize the New Testament only for 50 points.

The Books of the Bible Memory Challenge

They are as follows (reading down each column):

<u>OLD TESTAMENT</u>		<u>NEW TESTAMENT</u>
Genesis	Joel	Matthew
Exodus	Amos	Mark
Leviticus	Obadiah	Luke
Numbers	Jonah	John
Deuteronomy	Micah	Acts
Joshua	Nahum	Romans
Judges	Habakkuk	1st Corinthians
Ruth	Zephaniah	2nd Corinthians
1st Samuel	Haggai	Galatians
2nd Samuel	Zechariah	Ephesians
1st Kings	Malachi	Philippians
2nd Kings		Colossians
1st Chronicles		1st Thessalonians
2nd Chronicles		2nd Thessalonians
Ezra		1st Timothy
Nehemiah		2nd Timothy
Esther		Titus
Job		Philemon
Psalms		Hebrews
Proverbs		James
Ecclesiastes		1st Peter
Song of Solomon		2nd Peter
Isaiah		1st John
Jeremiah		2nd John
Lamentations		3rd John
Ezekiel		Jude
Daniel		Revelation
Hosea		

Parent Signed: _____

NOTE: Kindergartners and 1st graders are challenged to memorize the New Testament only for 50 points.

Family Fun Special Times

Family Fun Special Times

These family devotions are fast-paced and fun. There is enough for one per week and are divided into three sections:

Sailing the 7 C's of:

- Creation
- Compassion
- Character
- Commitment
- Calling
- Courage
- Christ-likeness

Teach Me to Pray

- Casting Cares
- Knock, Knock—part 1
- Knock, Knock—part 2
- Have Nots; Ask Nots
- Not By Bread Alone
- Who's Your Daddy

Easter Fun

- Easter Eve Cookies

Family Fun Special Times

Family Fun Special Times

These family devotions are fast-paced and fun. There is enough for one per week and are divided into three sections:

Sailing the 7 C's of:

- Creation
- Compassion
- Character
- Commitment
- Calling
- Courage
- Christ-likeness

Teach Me to Pray

- Casting Cares
- Knock, Knock—part 1
- Knock, Knock—part 2
- Have Nots; Ask Nots
- Not By Bread Alone
- Who's Your Daddy

Easter Fun

- Easter Eve Cookies

Family Special Time
Sailing the Seven C's—The "C" of Creation
6 points

What's in the Bag?

You will need

A small mirror

A small bag or paper sack

(If you don't have these items, please see the NOTE at the end of this session for a alternative way of doing this session.)

PREPARATION

Put a mirror in the bottom of the bag so that when your child looks down into the bag, they will see their own reflection.

TELL your child that you have God's most special creation in the bag. Ask them to guess what they think that it is. After letting them guess, tell them to come and take a look at God's most special creation. Open the bag so that when your child looks in, they see a reflection of themselves.

SAY: You are God's most special creation. He made you just the way He wanted you and He loves you so much. God has great plans for your life.

Read Psalm 139:13-14 from your Bible.

NOTE: If you don't have the items you need...use this option instead: Blindfold your child and tell them that you are going to take them to see God's most special creation. Then guide them throughout the house, turn them around, but finally end up with them in front of the mirror. Step out of the reflection, tell them to look straight forward and to remove the blindfold to see God' most special creation.

Parent Signed: _____

Family Special Time
Sailing the Seven C's—The "C" of Creation
6 points

What's in the Bag?

You will need

A small mirror

A small bag or paper sack

(If you don't have these items, please see the NOTE at the end of this session for a alternative way of doing this session.)

PREPARATION

Put a mirror in the bottom of the bag so that when your child looks down into the bag, they will see their own reflection.

TELL your child that you have God's most special creation in the bag. Ask them to guess what they think that it is. After letting them guess, tell them to come and take a look at God's most special creation. Open the bag so that when your child looks in, they see a reflection of themselves.

SAY: You are God's most special creation. He made you just the way He wanted you and He loves you so much. God has great plans for your life.

Read Psalm 139:13-14 from your Bible.

NOTE: If you don't have the items you need...use this option instead: Blindfold your child and tell them that you are going to take them to see God's most special creation. Then guide them throughout the house, turn them around, but finally end up with them in front of the mirror. Step out of the reflection, tell them to look straight forward and to remove the blindfold to see God' most special creation.

Parent Signed: _____

Family Special Time
Sailing the Seven C's—The "C" of
Compassion
6 points

The Good Samaritan

You will need
No items needed

Read Luke 10:25-37 from your Bible.

Ask your child to help you act out the story of the Good Samaritan (Luke 10:30-37). This is a lot of fun because there are robbers, a man who is beaten and left half-dead, others who pass by, the Samaritan who helps the hurt man, and of course, the donkey on which the Samaritan put the man. Dad always makes a great donkey! Have fun acting out the story.

Big Questions

What do you think we can learn from this story?

SAY: Did you know that the Jews (like the man on the road in the story) and the Samaritans (who were a mixed race of Jews and other cultures) were enemies? The Samaritan man was helping someone he didn't know who probably would have treated him badly if he hadn't been hurt.

***Do you have any enemies or people you don't like?
How can you show them God's love?***

What does it mean to have "compassion"? (To care for someone else, to feel their hurt, even if they are different from you.)

Who are some other people that you can help? (Your parents, teachers, friends, relatives, etc.)

Parent Signed: _____

Family Special Time
Sailing the Seven C's—The "C" of
Compassion
6 points

The Good Samaritan

You will need
No items needed

Read Luke 10:25-37 from your Bible.

Ask your child to help you act out the story of the Good Samaritan (Luke 10:30-37). This is a lot of fun because there are robbers, a man who is beaten and left half-dead, others who pass by, the Samaritan who helps the hurt man, and of course, the donkey on which the Samaritan put the man. Dad always makes a great donkey! Have fun acting out the story.

Big Questions

What do you think we can learn from this story?

SAY: Did you know that the Jews (like the man on the road in the story) and the Samaritans (who were a mixed race of Jews and other cultures) were enemies? The Samaritan man was helping someone he didn't know who probably would have treated him badly if he hadn't been hurt.

***Do you have any enemies or people you don't like?
How can you show them God's love?***

What does it mean to have "compassion"? (To care for someone else, to feel their hurt, even if they are different from you.)

Who are some other people that you can help? (Your parents, teachers, friends, relatives, etc.)

Parent Signed: _____

Family Special Time
Sailing the Seven C's—The "C" of Character
6 points

Big Choices

You will need
No items are needed.

SAY: We are going to play a game where you are going to have to make some choices, but I'm not going to tell you how to win the game. Does that sound fair? (Of course not.) So, let's play!

- Choose the number 1 or 2—Make a choice.
- Choose to walk to the wall on my right or the wall on my left—
Make a choice.
- Choose the color red or the color green—Make a choice.
- Choose to put your hands up or your hand down—Make a choice.
- Choose to quack like a duck or to bark like a dog—Make a choice.
- Choose to hop up and down 5 times or to sit down and pick your nose—Make a choice.
- Choose to say, "Book" five times real fast or to say, "Unique New York" three times real fast.

ASK: **Do you think you won the game?**

SAY: You don't know if you won or not because nobody ever told you the rules, but in life the Bible tells us how to win everyday by following Jesus. That's how we know how to make good choices, by how God tell us to live.

ASK: **What are some things that God tells us to do in the Bible?** (i.e., learn the Bible, go to church, follow Jesus, give to God, etc.)

Family Special Time
Sailing the Seven C's—The "C" of Character
6 points

Big Choices

You will need
No items are needed.

SAY: We are going to play a game where you are going to have to make some choices, but I'm not going to tell you how to win the game. Does that sound fair? (Of course not.) So, let's play!

- Choose the number 1 or 2—Make a choice.
- Choose to walk to the wall on my right or the wall on my left—
Make a choice.
- Choose the color red or the color green—Make a choice.
- Choose to put your hands up or your hand down—Make a choice.
- Choose to quack like a duck or to bark like a dog—Make a choice.
- Choose to hop up and down 5 times or to sit down and pick your nose—Make a choice.
- Choose to say, "Book" five times real fast or to say, "Unique New York" three times real fast.

ASK: **Do you think you won the game?**

SAY: You don't know if you won or not because nobody ever told you the rules, but in life the Bible tells us how to win everyday by following Jesus. That's how we know how to make good choices, by how God tell us to live.

ASK: **What are some things that God tells us to do in the Bible?** (i.e., learn the Bible, go to church, follow Jesus, give to God, etc.)

ASK: **What are some things that God tells us NOT to do in the Bible?** (i.e., don't use God's name in vain, don't lie, don't steal, etc.)

SAY: God has told you how to live and how to make good choices. A minute ago, it didn't matter if you chose red or green, or this wall or that wall, but it matters every day whether you choose to live the way God wants you to live.

POINT: God wants you to have His character, which means that God wants you to be like Him—holy in every way.

Read 1 Peter 1:16 from your Bible.

PRAY and ask God to help you to be like Him, to be holy and to make good choices every day.

Parent Signed: _____

ASK: **What are some things that God tells us NOT to do in the Bible?** (i.e., don't use God's name in vain, don't lie, don't steal, etc.)

SAY: God has told you how to live and how to make good choices. A minute ago, it didn't matter if you chose red or green, or this wall or that wall, but it matters every day whether you choose to live the way God wants you to live.

POINT: God wants you to have His character, which means that God wants you to be like Him—holy in every way.

Read 1 Peter 1:16 from your Bible.

PRAY and ask God to help you to be like Him, to be holy and to make good choices every day.

Parent Signed: _____

Family Special Time
Sailing the Seven C's—The "C" of
Commitment
6 points

Don't Quit

You will need
No items are needed.

SAY: Today we have a challenge for you. We are going to count how many times you can jump up and down in 3 minutes. Ready...Get Set...Go!

ASK: Did you ever feel like giving up? When? Why did you feel this way? Do you think you could have gone for 10 minutes? What about a whole day?

SAY: There are people in the Bible that could have quit. They were following God, but it's not always easy to follow God. It's not always easy to do what's right when everyone else is doing what's wrong.

Big Questions

ASK: **What do you think would have happened if Noah had quit building the Ark? What would have happened when the flood came?**

ASK: **What would have happened if Moses would have quit? Who would have brought the Israelites out of Egypt and been given the Ten Commandments?**

ASK: **What if Jesus had quit on the cross? How could any of us go to heaven or be forgiven?**

POINT: These people didn't quit because they were committed to following God.

Family Special Time
Sailing the Seven C's—The "C" of
Commitment
6 points

Don't Quit

You will need
No items are needed.

SAY: Today we have a challenge for you. We are going to count how many times you can jump up and down in 3 minutes. Ready...Get Set...Go!

ASK: Did you ever feel like giving up? When? Why did you feel this way? Do you think you could have gone for 10 minutes? What about a whole day?

SAY: There are people in the Bible that could have quit. They were following God, but it's not always easy to follow God. It's not always easy to do what's right when everyone else is doing what's wrong.

Big Questions

ASK: **What do you think would have happened if Noah had quit building the Ark? What would have happened when the flood came?**

ASK: **What would have happened if Moses would have quit? Who would have brought the Israelites out of Egypt and been given the Ten Commandments?**

ASK: **What if Jesus had quit on the cross? How could any of us go to heaven or be forgiven?**

POINT: These people didn't quit because they were committed to following God.

Can you think of anything that might happen that might make you want to quit following Jesus?

SAY: Never quit following Jesus. It won't always be easy, but you'll never regret having Jesus as the Lord of your life and doing what He wants.

Read 1 Corinthians 15:58 from your Bible and talk about what it means.

PRAY and ask God to help you to always follow Him, no matter what the cost.

Parent Signed: _____

Can you think of anything that might happen that might make you want to quit following Jesus?

SAY: Never quit following Jesus. It won't always be easy, but you'll never regret having Jesus as the Lord of your life and doing what He wants.

Read 1 Corinthians 15:58 from your Bible and talk about what it means.

PRAY and ask God to help you to always follow Him, no matter what the cost.

Parent Signed: _____

Family Special Time
Sailing the Seven C's—The "C" of Calling
6 points

Do You Hear What I Hear?

You will need
No items are needed.

PLAY the following game: Tell your child that you are going to play a game where they will go into a room (like a bathroom), close the door, and count to 30. During that time you will hide somewhere in the house. Once they are finished counting, they will yell out that they are coming to find you. However, every minute you will call their name, either loudly or softly. They can look for you or they can just wait and listen for you.

ASK: **Do you think you would have found me if I hadn't been calling out your name?** (Probably.)

SAY: In the game I called your name. In life God has a call for you too. God calls everyone to give their lives to Him, but God also has special plans for everyone.

Big Questions

Who are some people of whom you've heard that God has called them to do something special? Tell me about them? (There are a lot of stories in the Bible where God called someone—God called Abraham to leave his country, called Moses to go to Egypt and get His people, Jesus called the twelve disciples, etc.)

What do you think God might call you to do? In other word, for what purpose do you think God made you?

SAY: You won't know all of God's great plans for you now but as you follow Jesus you will discover many incredible things that God has in store for you. The important thing is that you're ready to *say yes to Jesus* when He calls you to do something.

Family Special Time
Sailing the Seven C's—The "C" of Calling
6 points

Do You Hear What I Hear?

You will need
No items are needed.

PLAY the following game: Tell your child that you are going to play a game where they will go into a room (like a bathroom), close the door, and count to 30. During that time you will hide somewhere in the house. Once they are finished counting, they will yell out that they are coming to find you. However, every minute you will call their name, either loudly or softly. They can look for you or they can just wait and listen for you.

ASK: **Do you think you would have found me if I hadn't been calling out your name?** (Probably.)

SAY: In the game I called your name. In life God has a call for you too. God calls everyone to give their lives to Him, but God also has special plans for everyone.

Big Questions

Who are some people of whom you've heard that God has called them to do something special? Tell me about them? (There are a lot of stories in the Bible where God called someone—God called Abraham to leave his country, called Moses to go to Egypt and get His people, Jesus called the twelve disciples, etc.)

What do you think God might call you to do? In other word, for what purpose do you think God made you?

SAY: You won't know all of God's great plans for you now but as you follow Jesus you will discover many incredible things that God has in store for you. The important thing is that you're ready to *say yes to Jesus* when He calls you to do something.

Read Matthew 4:18-22 from your Bible. (This is the story of Jesus calling four of his disciples. Point out how they responded when Jesus called them—IMMEDIATELY they followed Him.)

PRAY and thank the Lord for having special plans for each person in your family.

When you are finished, play the game again. This time, let your child hide...and have some family fun.

Parent Signed: _____

Read Matthew 4:18-22 from your Bible. (This is the story of Jesus calling four of his disciples. Point out how they responded when Jesus called them—IMMEDIATELY they followed Him.)

PRAY and thank the Lord for having special plans for each person in your family.

When you are finished, play the game again. This time, let your child hide...and have some family fun.

Parent Signed: _____

Family Special Time
Sailing the Seven C's—The "C" of Courage
6 points

Be Bold Tag

You will need
No items are needed.

PLAY the following game: You will be IT but you have to stay in a certain area in the middle of the room. Figure out some boundaries. You can even use pillows to mark them. Your child will try to go from one wall (or area) of the room to another without being tagged. IT has to stay in the designated area and can only tag someone if they too are in IT's area. *(NOTE: If your room is small, IT can play on his knees to make the game more fair.)* The point of the game is for your family to see how many times they can cross IT's area without being tagged.

SAY: Why did you try to cross to the other side? Nobody made you do it. You could have just stayed where you were. You were safe there. Of course, if you hadn't stepped out not only could you not have won, but the game wouldn't have been any fun.

Big Questions

What is courage? (Courage means you have the strength to step out even though you don't know what you might face.)

How do you think it might take courage to follow Jesus? (It takes courage to do what's right when others are doing what's wrong. Most of the world doesn't follow Jesus, so there will be many times that you will be tempted to do wrong or even teased for doing good.)

Read James 1:12 from your Bible.

PRAY and ask God for the courage to always do what's right.

Parent Signed: _____

Family Special Time
Sailing the Seven C's—The "C" of Courage
6 points

Be Bold Tag

You will need
No items are needed.

PLAY the following game: You will be IT but you have to stay in a certain area in the middle of the room. Figure out some boundaries. You can even use pillows to mark them. Your child will try to go from one wall (or area) of the room to another without being tagged. IT has to stay in the designated area and can only tag someone if they too are in IT's area. *(NOTE: If your room is small, IT can play on his knees to make the game more fair.)* The point of the game is for your family to see how many times they can cross IT's area without being tagged.

SAY: Why did you try to cross to the other side? Nobody made you do it. You could have just stayed where you were. You were safe there. Of course, if you hadn't stepped out not only could you not have won, but the game wouldn't have been any fun.

Big Questions

What is courage? (Courage means you have the strength to step out even though you don't know what you might face.)

How do you think it might take courage to follow Jesus? (It takes courage to do what's right when others are doing what's wrong. Most of the world doesn't follow Jesus, so there will be many times that you will be tempted to do wrong or even teased for doing good.)

Read James 1:12 from your Bible.

PRAY and ask God for the courage to always do what's right.

Parent Signed: _____

Family Special Time
Sailing the Seven C's—The "C" of Christ-
likeness
6 points

Imitators

You will need
A mirror.

PLAY an imitation game. There are many of these—i.e., Simon Says, Follow the Leader, or you can even switch roles with your child for the next ten minutes where they get to be you and you get to be them. Choose what you think will work best for your family and then continue with the discussion below:

What does it mean to imitate someone or something? (It means to act like them.)

SAY: I am going to call an animal and I want you to imitate their sound:
Dog / Pig / Cow / Fish / Elephant / Moose (just kidding)

Read Ephesians 5:1 from your Bible.

What does it mean to imitate God? (It means to be like God.)

What would someone who imitates God be like?

SAY: God wants us to be like Him—To be like Jesus. To be Christ-Like.

GO and look at yourself in a mirror. You will see a perfect reflection of YOU. God wants us to be a perfect reflection of Him.

Parent Signed: _____

Family Special Time
Sailing the Seven C's—The "C" of Christ-
likeness
6 points

Imitators

You will need
A mirror.

PLAY an imitation game. There are many of these—i.e., Simon Says, Follow the Leader, or you can even switch roles with your child for the next ten minutes where they get to be you and you get to be them. Choose what you think will work best for your family and then continue with the discussion below:

What does it mean to imitate someone or something? (It means to act like them.)

SAY: I am going to call an animal and I want you to imitate their sound:
Dog / Pig / Cow / Fish / Elephant / Moose (just kidding)

Read Ephesians 5:1 from your Bible.

What does it mean to imitate God? (It means to be like God.)

What would someone who imitates God be like?

SAY: God wants us to be like Him—To be like Jesus. To be Christ-Like.

GO and look at yourself in a mirror. You will see a perfect reflection of YOU. God wants us to be a perfect reflection of Him.

Parent Signed: _____

Family Special Time
Teach Me to Pray
6 points

Casting Cares

You will need
Something you can throw

TELL your child that you are going to throw an item to them and you want them to catch it and throw it back. Do this several times.

ASK: **What does it mean to “cast” something?** (“Casting” is another way of saying “throwing.”)

SAY: We are going to read about something that God wants us to throw His way.

Read 1 Peter 5:7 from your Bible.

Big Questions

What does God want you to “cast” on Him? (Your cares.)

Some of your cares or all of your cares? (All your cares.)

Why can you cast all your cares on God? (Because He cares for you.)

TOSS the item back and forth but each time you throw it, say a care or worry that someone might have.

What are some cares or worries that you have?

Take turns praying and let each member of your family tell God about a care or worry (something that concerns them)—something they are throwing God’s way and trusting Him with. For example, “Dear Lord, Grandma is sick. Please help her to get better. I give this to you. In Jesus’ Name—Amen.”

Parent Signed: _____

Family Special Time
Teach Me to Pray
6 points

Casting Cares

You will need
Something you can throw

TELL your child that you are going to throw an item to them and you want them to catch it and throw it back. Do this several times.

ASK: **What does it mean to “cast” something?** (“Casting” is another way of saying “throwing.”)

SAY: We are going to read about something that God wants us to throw His way.

Read 1 Peter 5:7 from your Bible.

Big Questions

What does God want you to “cast” on Him? (Your cares.)

Some of your cares or all of your cares? (All your cares.)

Why can you cast all your cares on God? (Because He cares for you.)

TOSS the item back and forth but each time you throw it, say a care or worry that someone might have.

What are some cares or worries that you have?

Take turns praying and let each member of your family tell God about a care or worry (something that concerns them)—something they are throwing God’s way and trusting Him with. For example, “Dear Lord, Grandma is sick. Please help her to get better. I give this to you. In Jesus’ Name—Amen.”

Parent Signed: _____

Family Special Time
Teach Me to Pray
6 points

Knock, Knock—part 1

You will need
No Items needed

Tell some Knock, Knock jokes and let your child also try to make some up, if they want too. Here are some examples:

Knock, Knock / Who's There?

Ima / Ima Who? / Ima a really hungry. Can we order a pizza?

Shirley / Shirley Who? / Surely you can get up and open the door!

Dishes / Dishes Who? / Dishes the police! Open up!

Handsome / Handsome Who? Handsome of the pizza to me!

General Lee / General Lee Who? / General Lee I ring the door bell!

Boo / Boo Who? / Please stop crying. I didn't mean to scare you.

Tom Sawyer / Tom Sawyer who? / Tom Sawyer underwear!

SAY: As Jesus was teaching, listen to what He said about prayer?

Read Matthew 7:7-8 from your Bible.

Big Question

What do you think Jesus meant by these verses?

SAY: When you have cares and concerns, God wants you to ASK Him, SEEK Him about them, and KNOCK on "His door". He wants you to bring your requests and your whole life to Him.

Does this mean that you will always get what you pray for? (No, because God knows best and won't give you things that wouldn't be good for you. You have to trust that God will answer prayers in the best way possible.)

Family Special Time
Teach Me to Pray
6 points

Knock, Knock—part 1

You will need
No Items needed

Tell some Knock, Knock jokes and let your child also try to make some up, if they want too. Here are some examples:

Knock, Knock / Who's There?

Ima / Ima Who? / Ima a really hungry. Can we order a pizza?

Shirley / Shirley Who? / Surely you can get up and open the door!

Dishes / Dishes Who? / Dishes the police! Open up!

Handsome / Handsome Who? Handsome of the pizza to me!

General Lee / General Lee Who? / General Lee I ring the door bell!

Boo / Boo Who? / Please stop crying. I didn't mean to scare you.

Tom Sawyer / Tom Sawyer who? / Tom Sawyer underwear!

SAY: As Jesus was teaching, listen to what He said about prayer?

Read Matthew 7:7-8 from your Bible.

Big Question

What do you think Jesus meant by these verses?

SAY: When you have cares and concerns, God wants you to ASK Him, SEEK Him about them, and KNOCK on "His door". He wants you to bring your requests and your whole life to Him.

Does this mean that you will always get what you pray for? (No, because God knows best and won't give you things that wouldn't be good for you. You have to trust that God will answer prayers in the best way possible.)

Does God always answer prayer? (Yes. God ALWAYS answers prayer: He answers by saying ““Yes” or “No” or “Not right now—wait a while.” God doesn’t always answer yes, but He does always answer.)

What are some things that you would like to ask God about?

Take turns praying and laying your requests before God.

Parent Signed: _____

Does God always answer prayer? (Yes. God ALWAYS answers prayer: He answers by saying ““Yes” or “No” or “Not right now—wait a while.” God doesn’t always answer yes, but He does always answer.)

What are some things that you would like to ask God about?

Take turns praying and laying your requests before God.

Parent Signed: _____

Family Special Time
Teach Me to Pray
6 points

Knock, Knock—part 2

You will need
No Items needed

Tell some more Knock, Knock jokes. Here are some more examples:

Knock, Knock / Who's There?
House / House Who? / House it going?
Watson / Watson Who? / Watson TV?
Colleen / Colleen Who? / Colleen up your room, please.
Gorilla / Gorilla Who? / Gorilla me a cheese sandwich, please.
Huge / Huge Who? / Huge you expect.
Yaw / Yaw Who? / Just me. Why are you so excited?
Leena / Leena Who? / Leena little closer and I'll tell you.

Bible Story: Read Luke 1-10

SAY: The point of this story is NOT that God is like the grumpy guy who doesn't want to get up and give his friend some bread. God loves giving us good things. The point is that God wants us to be persistent—To ask and keep asking, to seek and keep seeking, to knock and keep knocking. When we pray, God doesn't want us to give up.

Does God always answer prayer? (Yes.)

How does God always answer prayer? (God ALWAYS answers prayer in one of three ways: He answers by saying "Yes" or "No" or "Later—not right now—wait a while." God doesn't always answer yes, but He does always answer.)

SAY: God loves you and you can always talk to Him about anything.

Family Special Time
Teach Me to Pray
6 points

Knock, Knock—part 2

You will need
No Items needed

Tell some more Knock, Knock jokes. Here are some more examples:

Knock, Knock / Who's There?
House / House Who? / House it going?
Watson / Watson Who? / Watson TV?
Colleen / Colleen Who? / Colleen up your room, please.
Gorilla / Gorilla Who? / Gorilla me a cheese sandwich, please.
Huge / Huge Who? / Huge you expect.
Yaw / Yaw Who? / Just me. Why are you so excited?
Leena / Leena Who? / Leena little closer and I'll tell you.

Bible Story: Read Luke 1-10

SAY: The point of this story is NOT that God is like the grumpy guy who doesn't want to get up and give his friend some bread. God loves giving us good things. The point is that God wants us to be persistent—To ask and keep asking, to seek and keep seeking, to knock and keep knocking. When we pray, God doesn't want us to give up.

Does God always answer prayer? (Yes.)

How does God always answer prayer? (God ALWAYS answers prayer in one of three ways: He answers by saying "Yes" or "No" or "Later—not right now—wait a while." God doesn't always answer yes, but He does always answer.)

SAY: God loves you and you can always talk to Him about anything.

What are some things that you would like to talk to God about tonight?

Take turns praying and laying your requests before God.

Parent Signed: _____

What are some things that you would like to talk to God about tonight?

Take turns praying and laying your requests before God.

Parent Signed: _____

Family Special Time
Teach Me to Pray
6 points

Not By Bread Alone

You will need
A few pieces of bread.

See how many pieces of bread your child can eat in one minute. RULES: You can't cram everything in your mouth and you have to take one bite at a time. (An interesting fact: A person can only eat a few pieces of bread before it becomes very difficult because the bread absorbs all the moisture in a person's mouth.)

Read Matthew 7:7-11 from your Bible.

Big Questions

If you came to me and ask me for a piece of bread, would I give you a stone to eat? (No.)

If you came to me and ask me for a fish, would I give you a snake to eat? (No.)

SAY: Jesus was making the point that if earthly parents know how to give good things to their children, how much more does God, who is a Heavenly Father for all those who have given their lives to Him, know how to give good things to His children.

SAY: God loves you and you can always talk to Him about anything. God loves to give good things to His children.

Is there anything that you would like to talk to God about tonight?

PRAY: Take turns praying and be sure to thank God for being such a good Father.

Parent Signed: _____

Family Special Time
Teach Me to Pray
6 points

Not By Bread Alone

You will need
A few pieces of bread.

See how many pieces of bread your child can eat in one minute. RULES: You can't cram everything in your mouth and you have to take one bite at a time. (An interesting fact: A person can only eat a few pieces of bread before it becomes very difficult because the bread absorbs all the moisture in a person's mouth.)

Read Matthew 7:7-11 from your Bible.

Big Questions

If you came to me and ask me for a piece of bread, would I give you a stone to eat? (No.)

If you came to me and ask me for a fish, would I give you a snake to eat? (No.)

SAY: Jesus was making the point that if earthly parents know how to give good things to their children, how much more does God, who is a Heavenly Father for all those who have given their lives to Him, know how to give good things to His children.

SAY: God loves you and you can always talk to Him about anything. God loves to give good things to His children.

Is there anything that you would like to talk to God about tonight?

PRAY: Take turns praying and be sure to thank God for being such a good Father.

Family Special Time
Teach Me to Pray
6 points

Have Nots; Ask Nots

You will need

No items needed. This would be a good discussion at the dinner table.

Let your family take turns answering the following question:
If you have three wishes and you knew that they could come true and you could ask for anything, what would you ask for?

Listen to what the Bible says about asking God for things:
Read the last line of James 4:2 and all of 4:3 from your Bible.

Did you know that the Bible says that there are certain things that we don't have because we don't ask for them? And other things that we don't get because we ask for them for the wrong reasons.

SAY: It's not wrong to ask God for things, but know that, like a good Father, God is not going to give you something that He knows won't be good for you.

What if you wanted to eat five ice cream sundaes at one time? Would I let you? (No, because it wouldn't be good for you.)

What if you wanted to play in the middle of a busy street? Would I let you? (No, because it wouldn't be safe for you.)

What if we were in the middle of a store and you pointed out something that you really, really wanted? Might I get it for you...perhaps at the time and maybe for your birthday or Christmas? (Yes, but not always. I might get it for you now and I might get it for you later, but I won't get you something that I know you won't like or that won't be good for you.)

Family Special Time
Teach Me to Pray
6 points

Have Nots; Ask Nots

You will need

No items needed. This would be a good discussion at the dinner table.

Let your family take turns answering the following question:
If you have three wishes and you knew that they could come true and you could ask for anything, what would you ask for?

Listen to what the Bible says about asking God for things:
Read the last line of James 4:2 and all of 4:3 from your Bible.

Did you know that the Bible says that there are certain things that we don't have because we don't ask for them? And other things that we don't get because we ask for them for the wrong reasons.

SAY: It's not wrong to ask God for things, but know that, like a good Father, God is not going to give you something that He knows won't be good for you.

What if you wanted to eat five ice cream sundaes at one time? Would I let you? (No, because it wouldn't be good for you.)

What if you wanted to play in the middle of a busy street? Would I let you? (No, because it wouldn't be safe for you.)

What if we were in the middle of a store and you pointed out something that you really, really wanted? Might I get it for you...perhaps at the time and maybe for your birthday or Christmas? (Yes, but not always. I might get it for you now and I might get it for you later, but I won't get you something that I know you won't like or that won't be good for you.)

SAY: In the say way, God is a good father for all those who have given their lives to Him. You can ask Him for anything and know that He will always do what is best for you.

PRAY: Take turns praying and be sure to thank God for being a great Heavenly Father who answers prayer.

Parent Signed: _____

SAY: In the say way, God is a good father for all those who have given their lives to Him. You can ask Him for anything and know that He will always do what is best for you.

PRAY: Take turns praying and be sure to thank God for being a great Heavenly Father who answers prayer.

Parent Signed: _____

Family Special Time
Teach Me to Pray
6 points

Stay Alert

You will need
No items needed

PLAY the following game: Position your child with his or her back to you somewhere in the room. He has to keep his eyes closed. Point out a line or boundary somewhere behind him and tell him that you are going to try to sneak up behind him and touch him. If he turns around after you cross the line or boundary, then he wins, but if turns around too soon—before you cross the line or boundary, then you win. Play a few times and then switch roles. Let him sneak up on you.

SAY: In the game you had to be alert, listening for any movement. The Bible talks about us staying alert too.

Read Colossians 4:2 from your Bible.

POINT: As you pray, God wants you to stay alert and not be distracted.

Big Questions

What are some things that might distract you as you pray? (Drifting thoughts, day-dreaming, or even get so caught up in asking and asking and asking for things that we don't take time for other kinds of prayer.)

Besides asking God for things, what else can you do when you pray?

SAY: Remember A.C.T.S.—

- (1) You can **Adore** God—praise Him, tell Him how awesome He is, etc.);
- (2) You can **Confess** your sins and ask God to forgive you;
- (3) You can give God **Thanks** for anything and everything;

Family Special Time
Teach Me to Pray
6 points

Stay Alert

You will need
No items needed

PLAY the following game: Position your child with his or her back to you somewhere in the room. He has to keep his eyes closed. Point out a line or boundary somewhere behind him and tell him that you are going to try to sneak up behind him and touch him. If he turns around after you cross the line or boundary, then he wins, but if turns around too soon—before you cross the line or boundary, then you win. Play a few times and then switch roles. Let him sneak up on you.

SAY: In the game you had to be alert, listening for any movement. The Bible talks about us staying alert too.

Read Colossians 4:2 from your Bible.

POINT: As you pray, God wants you to stay alert and not be distracted.

Big Questions

What are some things that might distract you as you pray? (Drifting thoughts, day-dreaming, or even get so caught up in asking and asking and asking for things that we don't take time for other kinds of prayer.)

Besides asking God for things, what else can you do when you pray?

SAY: Remember A.C.T.S.—

- (4) You can **Adore** God—praise Him, tell Him how awesome He is, etc.);
- (5) You can **Confess** your sins and ask God to forgive you;
- (6) You can give God **Thanks** for anything and everything;

(7) You can ask God to **Supply** your needs and requests.

These are all different parts of prayer.

PRAY: Tonight when we pray I want us to do all four of these. Let's take turns going around our family and prayer. First, each of us will praise God (**Adore** God) for something; Then we will **Confess** something to God; Then we will **Thank** God for something; Then we will Ask God (**Supplication**) for something.

Parent Signed: _____

(8) You can ask God to **Supply** your needs and requests.

These are all different parts of prayer.

PRAY: Tonight when we pray I want us to do all four of these. Let's take turns going around our family and prayer. First, each of us will praise God (**Adore** God) for something; Then we will **Confess** something to God; Then we will **Thank** God for something; Then we will Ask God (**Supplication**) for something.

Parent Signed: _____

Family Special Time
Teach Me to Pray
6 points

Who's Your Daddy

You will need

No items needed. This would be a good discussion at the dinner table.

Read Luke 11:1 from your Bible.

In the prayer, what did Jesus call God? (Father)

Is everyone a child of God? (No. Everyone is a creation of God but not everyone is a child of God.)

Read John 1:12 from your Bible.

What makes someone a child of God? (They have to “receive” Him.)

How does someone “receive” Jesus? (By giving their lives to Him. By accepting Him as their Lord and Savior.)

SAY: There is only one way to be a child of God; only one way to go to heaven; only one way to be forgiven of your sins, and that's by giving your life to Jesus and accepting Him as the Lord of your life.

SHARE about when, how and why you gave your life to Jesus.

Let your child know that if they ever have any questions about Jesus or heaven, they can ask you.

NOTE: In the back of this book is an easy way of presenting the plan of salvation to a child, in case your child is interested or has questions.

Parent Signed: _____

Family Special Time
Teach Me to Pray
6 points

Who's Your Daddy

You will need

No items needed. This would be a good discussion at the dinner table.

Read Luke 11:1 from your Bible.

In the prayer, what did Jesus call God? (Father)

Is everyone a child of God? (No. Everyone is a creation of God but not everyone is a child of God.)

Read John 1:12 from your Bible.

What makes someone a child of God? (They have to “receive” Him.)

How does someone “receive” Jesus? (By giving their lives to Him. By accepting Him as their Lord and Savior.)

SAY: There is only one way to be a child of God; only one way to go to heaven; only one way to be forgiven of your sins, and that's by giving your life to Jesus and accepting Him as the Lord of your life.

SHARE about when, how and why you gave your life to Jesus.

Let your child know that if they ever have any questions about Jesus or heaven, they can ask you.

NOTE: In the back of this book is an easy way of presenting the plan of salvation to a child, in case your child is interested or has questions.

Parent Signed: _____

FAMILY TRADITIONS

Easter Eve Cookies

Make the cookies below on the night before Easter and share with your family the story of Jesus' death and resurrection.

Ingredience:

1 cup of whole pecans
1 teaspoon of vinegar
3 egg whites
A pinch of salt
1 cup of sugar

Recipe:

Preheat oven to 330 degrees.
Beat 1 cup of pecans into small pieces. Then set them aside for later use.
Pour 1 teaspoon of vinegar into the mixing bowl.
Add 3 egg whites.
Add a pinch of salt.
Add 1 cup of sugar.
Beat with a mixer on high speed for 10 to 15 minutes until stiff peaks form.
Fold in the pecan pieces.
Cover a cookie sheet with wax paper.
Drop by teaspoon fulls on the cookie sheet.
Put the cookies in the oven, turn it OFF, and let them cook overnight.
Remove the cookies on Easter morning and enjoy.

FAMILY TRADITIONS

Easter Eve Cookies

Make the cookies below on the night before Easter and share with your family the story of Jesus' death and resurrection.

Ingredience:

1 cup of whole pecans
1 teaspoon of vinegar
3 egg whites
A pinch of salt
1 cup of sugar

Recipe:

Preheat oven to 330 degrees.
Beat 1 cup of pecans into small pieces. Then set them aside for later use.
Pour 1 teaspoon of vinegar into the mixing bowl.
Add 3 egg whites.
Add a pinch of salt.
Add 1 cup of sugar.
Beat with a mixer on high speed for 10 to 15 minutes until stiff peaks form.
Fold in the pecan pieces.
Cover a cookie sheet with wax paper.
Drop by teaspoon fulls on the cookie sheet.
Put the cookies in the oven, turn it OFF, and let them cook overnight.
Remove the cookies on Easter morning and enjoy.

Easter Eve Cookies Continued...

Preheat oven to 330 degrees.

Let us make some Easter cookies,
And hear a tale that's true,
Of how Jesus died and rose again,
Because of His love for you.
So grab what you need,
And pull up your sleeves,
Then preheat your oven,
To 330 degrees.
“Why 330?”
You might say.
Because John 3:30,
Is the verse for the day.

“He [Jesus] must become greater; I must become less.”

John 3:30

Easter Eve Cookies Continued...

Preheat oven to 330 degrees.

Let us make some Easter cookies,
And hear a tale that's true,
Of how Jesus died and rose again,
Because of His love for you.
So grab what you need,
And pull up your sleeves,
Then preheat your oven,
To 330 degrees.
“Why 330?”
You might say.
Because John 3:30,
Is the verse for the day.

“He [Jesus] must become greater; I must become less.”

John 3:30

Easter Eve Cookies Continued...

Beat 1 cup of pecans into small pieces.

Take one cup of pecans,
But before adding them to the bowl,
Take a spoon and beat them up,
Until they're no longer whole.
Remember that Jesus was beaten too,
Hurt from head to toe,
And by His stripes we are healed.
That's how He loves you so!
Now take the pecans and set them aside,
You'll need them in a bit.
And consider how anyone could reject,
The Savior the soldier's hit?

“But he was pierced for our transgressions, he was crushed for our iniquities; The punishment that brought us peace was upon him, and by His wounds we are healed.”
Isaiah 53:5

Easter Eve Cookies Continued...

Beat 1 cup of pecans into small pieces.

Take one cup of pecans,
But before adding them to the bowl,
Take a spoon and beat them up,
Until they're no longer whole.
Remember that Jesus was beaten too,
Hurt from head to toe,
And by His stripes we are healed.
That's how He loves you so!
Now take the pecans and set them aside,
You'll need them in a bit.
And consider how anyone could reject,
The Savior the soldier's hit?

“But he was pierced for our transgressions, he was crushed for our iniquities; The punishment that brought us peace was upon him, and by His wounds we are healed.”
Isaiah 53:5

Easter Eve Cookies Continued...

Pour 1 tsp. of vinegar into the mixing bowl.

Vinegar was given to Jesus,
As He was dying for our sin.
So take the bottle and fill one teaspoon,
Then pour it right on in.
And catch a whiff of that smell.
You'll probably think it's bad.
It's to remind us of Jesus' agony,
And the suffering that He had.

"Later, knowing that all was now completed, and so that the Scripture would be fulfilled, Jesus said, 'I am thirsty.' A jar of wine vinegar was there, so they soaked a sponge in it, put the sponge on a stalk of the hyssop plant, and lifted it to Jesus' lips."

John 19:28-29

Easter Eve Cookies Continued...

Pour 1 tsp. of vinegar into the mixing bowl.

Vinegar was given to Jesus,
As He was dying for our sin.
So take the bottle and fill one teaspoon,
Then pour it right on in.
And catch a whiff of that smell.
You'll probably think it's bad.
It's to remind us of Jesus' agony,
And the suffering that He had.

"Later, knowing that all was now completed, and so that the Scripture would be fulfilled, Jesus said, 'I am thirsty.' A jar of wine vinegar was there, so they soaked a sponge in it, put the sponge on a stalk of the hyssop plant, and lifted it to Jesus' lips."

John 19:28-29

Easter Eve Cookies Continued...

Put 3 egg whites in the mixing bowl.

Now take three eggs and crack them open,
But before you put them in,
Remove the yoke and throw it out,
And hear me once again.
The yoke stands for impurity,
And the bad things we have done.
So throw sin out,
And give yourself to God's only Son.

*"God made him who had no sin to be sin for us, so that in him
we might become the righteousness of God."
2 Corinthians 5:21*

Easter Eve Cookies Continued...

Put 3 egg whites in the mixing bowl.

Now take three eggs and crack them open,
But before you put them in,
Remove the yoke and throw it out,
And hear me once again.
The yoke stands for impurity,
And the bad things we have done.
So throw sin out,
And give yourself to God's only Son.

*"God made him who had no sin to be sin for us, so that in him
we might become the righteousness of God."
2 Corinthians 5:21*

Easter Eve Cookies Continued...

Add a pinch of salt to the mixing bowl.

Spinkle some salt in your hand,
And take a taste or two.
How do you feel? What do you want?
A drink when your through?
You are the salt of the world.
That's what Jesus said.
To make people thirsty for something more,
Like a Savior who rose from the dead.
Now take a pinch and throw it in,
And remember who you are.
You're salt. You're light. You're loved by God.
You are His shining star.

"You are the salt of the earth. But if the salt loses its saltiness, how can it be made salty again? It is no longer good for anything anymore, except to be thrown out and trampled by men. You are the light of the world. A city on a hill cannot be hidden."

Matthew 5:13-14

Easter Eve Cookies Continued...

Add a pinch of salt to the mixing bowl.

Spinkle some salt in your hand,
And take a taste or two.
How do you feel? What do you want?
A drink when your through?
You are the salt of the world.
That's what Jesus said.
To make people thirsty for something more,
Like a Savior who rose from the dead.
Now take a pinch and throw it in,
And remember who you are.
You're salt. You're light. You're loved by God.
You are His shining star.

"You are the salt of the earth. But if the salt loses its saltiness, how can it be made salty again? It is no longer good for anything anymore, except to be thrown out and trampled by men. You are the light of the world. A city on a hill cannot be hidden."

Matthew 5:13-14

Easter Eve Cookies Continued...

Add 1 cup of sugar in the mixing bowl.

Stir your blend and mix it up,
How does it look to you?
Not very good? Not very tasty?
And yet we're almost through.
Now fill one cup with sugar,
And pour it in the bowl.
The sweetest part of this story is,
Jesus died to save your soul.

*“But God demonstrates his own love for us in this: While we
were still sinners, Christ died for us.”
Romans 5:8*

Easter Eve Cookies Continued...

Add 1 cup of sugar in the mixing bowl.

Stir your blend and mix it up,
How does it look to you?
Not very good? Not very tasty?
And yet we're almost through.
Now fill one cup with sugar,
And pour it in the bowl.
The sweetest part of this story is,
Jesus died to save your soul.

*“But God demonstrates his own love for us in this: While we
were still sinners, Christ died for us.”
Romans 5:8*

Easter Eve Cookies Continued...

Beat with a mixer on high speed for 10 to 15 minutes until stiff peaks form.

Beat with a mixer on high speed,
For thirteen minutes long.
Until peaks rise that symbolize,
The mountains of our wrong.
Who could remove such high peaks,
Of error and mistake?
Only Jesus Christ, the Righteous,
The bond of sin can break.
To set you free and make you clean,
And make you whole once more,
And give you heaven and life worth living,
That's why your sins He bore.
The white you see stands for His purity,
That He never went astray,
Tempted like us but without sin,
He chose the righteous way.
And offered Himself on the cross,
As a holy sacrifice.
Who could ignore Him? Who could reject Him,
And His offer of eternal life?

“For we do not have a high priest who is unable to sympathize with our weaknesses, but we have one who has been tempted in every way, just as we are—yet was without sin.”

Hebrews 4:15

Easter Eve Cookies Continued...

Beat with a mixer on high speed for 10 to 15 minutes until stiff peaks form.

Beat with a mixer on high speed,
For thirteen minutes long.
Until peaks rise that symbolize,
The mountains of our wrong.
Who could remove such high peaks,
Of error and mistake?
Only Jesus Christ, the Righteous,
The bond of sin can break.
To set you free and make you clean,
And make you whole once more,
And give you heaven and life worth living,
That's why your sins He bore.
The white you see stands for His purity,
That He never went astray,
Tempted like us but without sin,
He chose the righteous way.
And offered Himself on the cross,
As a holy sacrifice.
Who could ignore Him? Who could reject Him,
And His offer of eternal life?

“For we do not have a high priest who is unable to sympathize with our weaknesses, but we have one who has been tempted in every way, just as we are—yet was without sin.”

Hebrews 4:15

Easter Eve Cookies Continued...

Fold in the pecan pieces.

Now fold the pecans that you beat,
 Into the cookie mix.
Each little piece stands for a time,
 When we fell for Satan's tricks.
Yes, we've all sinned and made mistakes,
 And walked a different way,
But it's not too late to turn around,
And let Him save your soul today.

*"For all have sinned and fall short of the glory of God."
Romans 3:23*

Easter Eve Cookies Continued...

Fold in the pecan pieces.

Now fold the pecans that you beat,
 Into the cookie mix.
Each little piece stands for a time,
 When we fell for Satan's tricks.
Yes, we've all sinned and made mistakes,
 And walked a different way,
But it's not too late to turn around,
And let Him save your soul today.

*"For all have sinned and fall short of the glory of God."
Romans 3:23*

Easter Eve Cookies Continued...

Cover a cookie sheet with wax paper.

Grab the wax paper and pull some off,
And cover your cookie pan,
And remember the covering the Savior gave,
As nails pierced His hand.
By His blood salvation came
Through the breaking of His heart,
To raise you from sin and the death within,
And give you a brand new start.
True life is more than existence and breath,
And making it through the day,
It's joy; It's peace; It's love and living,
With the Savior in every way.

“‘Come now, let us reason together,’ Says the Lord. ‘Though your sins are like scarlet, they shall be as white as snow; though they are red as crimson, they shall be like wool.’”

Isaiah 1:18

Easter Eve Cookies Continued...

Cover a cookie sheet with wax paper.

Grab the wax paper and pull some off,
And cover your cookie pan,
And remember the covering the Savior gave,
As nails pierced His hand.
By His blood salvation came
Through the breaking of His heart,
To raise you from sin and the death within,
And give you a brand new start.
True life is more than existence and breath,
And making it through the day,
It's joy; It's peace; It's love and living,
With the Savior in every way.

“‘Come now, let us reason together,’ Says the Lord. ‘Though your sins are like scarlet, they shall be as white as snow; though they are red as crimson, they shall be like wool.’”

Isaiah 1:18

Easter Eve Cookies Continued...

Drop by teaspoon fulls on the cookie sheet.

Drop by teaspoons on the wax paper,
The mix that you have made.
Each little mound reminds us still,
Of the tomb where Jesus was laid.
Now put the cookies in the oven,
And close the door again.
And remember the price that Jesus paid,
To buy us back from sin.
Now take some tape and seal the door,
And remember the stone they used,
To block the entrance to the grave,
With His body so abused.

“So Joseph bought some linen cloth, took down the body, wrapped it in the linen, and placed it in a tomb cut out of rock. Then he rolled a stone against the entrance of the tomb. Mary Magdalene and Mary the mother of Jesus saw where he was laid.”

Mark 15:46-47

Easter Eve Cookies Continued...

Drop by teaspoon fulls on the cookie sheet.

Drop by teaspoons on the wax paper,
The mix that you have made.
Each little mound reminds us still,
Of the tomb where Jesus was laid.
Now put the cookies in the oven,
And close the door again.
And remember the price that Jesus paid,
To buy us back from sin.
Now take some tape and seal the door,
And remember the stone they used,
To block the entrance to the grave,
With His body so abused.

“So Joseph bought some linen cloth, took down the body, wrapped it in the linen, and placed it in a tomb cut out of rock. Then he rolled a stone against the entrance of the tomb. Mary Magdalene and Mary the mother of Jesus saw where he was laid.”

Mark 15:46-47

Easter Eve Cookies Continued...

Put the cookies in the oven, turn it OFF,
and let them cook overnight.

His disciples were grieved, distressed, and sad.
They had a broken heart.
You may be sad to leave these cookies,
But that is also your next part.
It's time for you to go to bed,
To wait throughout the night,
And come and check these cookies again,
At the dawn of Easter light.

*“Mary Magdalene went to the disciples with the news: ‘I have
seen the Lord!’”*

John 20:18

Easter Eve Cookies Continued...

Put the cookies in the oven, turn it OFF,
and let them cook overnight.

His disciples were grieved, distressed, and sad.
They had a broken heart.
You may be sad to leave these cookies,
But that is also your next part.
It's time for you to go to bed,
To wait throughout the night,
And come and check these cookies again,
At the dawn of Easter light.

*“Mary Magdalene went to the disciples with the news: ‘I have
seen the Lord!’”*

John 20:18

Easter Eve Cookies Continued...

Remove the cookies on Easter morning
and enjoy.

When certain followers came Easter day,
An empty tomb was there,
And angels greeted and sent them away,
With great news to go and share.
Death was defeated. The tomb was torn open.
The Savior had been raised.
“Jesus is alive!” the disciples were told,
And they were all amazed.
When you come tomorrow morning,
Looking for a cookie for you to swallow,
You’ll take a bite and look with wonder,
These cookies are empty and hollow.
Just like the tomb so long ago,
Where Jesus’ body was laid.
But He’s not dead. He’s risen again!
And a way to heaven made.
So if you’re not sure about your soul,
Remember His sacrifice.
He’s the only way to heaven, you know.
Why not give to Him your life?

Easter Eve Cookies Continued...

Remove the cookies on Easter morning
and enjoy.

When certain followers came Easter day,
An empty tomb was there,
And angels greeted and sent them away,
With great news to go and share.
Death was defeated. The tomb was torn open.
The Savior had been raised.
“Jesus is alive!” the disciples were told,
And they were all amazed.
When you come tomorrow morning,
Looking for a cookie for you to swallow,
You’ll take a bite and look with wonder,
These cookies are empty and hollow.
Just like the tomb so long ago,
Where Jesus’ body was laid.
But He’s not dead. He’s risen again!
And a way to heaven made.
So if you’re not sure about your soul,
Remember His sacrifice.
He’s the only way to heaven, you know.
Why not give to Him your life?

Nightly Prayer Pattern

Nightly Prayer Pattern

Help your child to develop personal prayer habits by learning the Lord's Prayer and by praying together each night.

You can combine this with a bed time story for a pattern similar to the following:

Get Pajamas on
Brush Teeth
Get in Bed
Say the Lord's Prayer
Pray together—let each person have a turn. Each night
choose something specific for which to pray.
Suggestions can be found below.
Tell a Bedtime Story
Good-Night Hugs and Kisses

SUGGESTIONS of things about which to pray:

Tonight we are going to:

Give God thanks for something that happened today.
Give God thanks for someone special in our lives.
Praise God for the ways He takes good care of us.
Tell God how awesome He is.
Thank God for someone who has blessed us.
Pray for our church leaders
Pray for missionaries
Pray for our government leaders
Praise God for making us special.
Thank God for giving us friends.
Pray for your grandparents
Pray for someone who doesn't know Jesus.
Thank God for giving us the Bible.
Thank God for all the freedoms that we have.

Nightly Prayer Pattern

Nightly Prayer Pattern

Help your child to develop personal prayer habits by learning the Lord's Prayer and by praying together each night.

You can combine this with a bed time story for a pattern similar to the following:

Get Pajamas on
Brush Teeth
Get in Bed
Say the Lord's Prayer
Pray together—let each person have a turn. Each night
choose something specific for which to pray.
Suggestions can be found below.
Tell a Bedtime Story
Good-Night Hugs and Kisses

SUGGESTIONS of things about which to pray:

Tonight we are going to:

Give God thanks for something that happened today.
Give God thanks for someone special in our lives.
Praise God for the ways He takes good care of us.
Tell God how awesome He is.
Thank God for someone who has blessed us.
Pray for our church leaders
Pray for missionaries
Pray for our government leaders
Praise God for making us special.
Thank God for giving us friends.
Pray for your grandparents
Pray for someone who doesn't know Jesus.
Thank God for giving us the Bible.
Thank God for all the freedoms that we have.

Bedtime Stories

From your own life experiences

Bedtime Stories

Bedtime stories that teach godly character and that show how the truths of the Bible play out in daily life are an incredible tool for instilling spiritual values in your child. This semester, however, we want to help you to pull stories from your own life experiences to teach your children. Kids love stories, but even more, they love stories about you when you were young. Every parent has a heritage to pass on, stories of good choices and bad, good times and tough times, and lessons we have learned that we also want our children to learn. So, this semester, the stories will come from your past. To help you with this, we have listed topics below to stir your memory and a Scripture verse that goes with each.

What is something that worried you as a child?

Share with your child an important verse about worry:
Philippians 4:6

What is something you were scared of as a child?

Share with your child an important verse about fear: Psalm
56:3

What is something you enjoyed doing as a child?

Share with your child an important verse about the things you
do: Colossians 3:17

Were you ever teased as a child?

Share with your child an important verse about not doing
wrong: Colossians 3:8

Did you ever hurt someone with something you said?

How did it make you feel?

Share with your child an important verse about the things you
say: Ephesians 4:29

Bedtime Stories

From your own life experiences

Bedtime Stories

Bedtime stories that teach godly character and that show how the truths of the Bible play out in daily life are an incredible tool for instilling spiritual values in your child. This semester, however, we want to help you to pull stories from your own life experiences to teach your children. Kids love stories, but even more, they love stories about you when you were young. Every parent has a heritage to pass on, stories of good choices and bad, good times and tough times, and lessons we have learned that we also want our children to learn. So, this semester, the stories will come from your past. To help you with this, we have listed topics below to stir your memory and a Scripture verse that goes with each.

What is something that worried you as a child?

Share with your child an important verse about worry:
Philippians 4:6

What is something you were scared of as a child?

Share with your child an important verse about fear: Psalm
56:3

What is something you enjoyed doing as a child?

Share with your child an important verse about the things you
do: Colossians 3:17

Were you ever teased as a child?

Share with your child an important verse about not doing
wrong: Colossians 3:8

Did you ever hurt someone with something you said?

How did it make you feel?

Share with your child an important verse about the things you
say: Ephesians 4:29

Bedtime Story Suggestions Continued...

**Did you ever tell a lie as a child? Did you get caught?
What did you learn from this?**

Share with your child an important verse about not lying:
Colossians 3:9-10

**Tell a story about a time you disobeyed your parents?
What did you learn from this?**

Share with your child an important verse about obeying your
parents: Ephesians 6:1

As a child did you ever have any bad habits?

Share with your child an important verse about doing
everything for God's glory: 1 Corinthians 10:31

Tell a memory about church as a child?

Share with your child an important verse about staying in the
habit of attending church: Hebrews 10:25

Tell a story about a time you were angry.

Share with your child an important verse about anger: James
1:19-20

**Tell your child about how and when you gave your life to
Jesus and was saved?**

Share with your child an important verse about salvation:
Romans 10:9, 13

**Tell a story about a time when you didn't get what you
wanted as a child. How did you feel? How did you
respond? Was this right or wrong?**

Share with your child an important verse about obeying your
parents: Colossians 3:20

When was a time that God provided what you needed?

Share with your child an important verse about how God
provides: Philippians 4:19

Bedtime Story Suggestions Continued...

**Did you ever tell a lie as a child? Did you get caught?
What did you learn from this?**

Share with your child an important verse about not lying:
Colossians 3:9-10

**Tell a story about a time you disobeyed your parents?
What did you learn from this?**

Share with your child an important verse about obeying your
parents: Ephesians 6:1

As a child did you ever have any bad habits?

Share with your child an important verse about doing
everything for God's glory: 1 Corinthians 10:31

Tell a memory about church as a child?

Share with your child an important verse about staying in the
habit of attending church: Hebrews 10:25

Tell a story about a time you were angry.

Share with your child an important verse about anger: James
1:19-20

**Tell your child about how and when you gave your life to
Jesus and was saved?**

Share with your child an important verse about salvation:
Romans 10:9, 13

**Tell a story about a time when you didn't get what you
wanted as a child. How did you feel? How did you
respond? Was this right or wrong?**

Share with your child an important verse about obeying your
parents: Colossians 3:20

When was a time that God provided what you needed?

Share with your child an important verse about how God
provides: Philippians 4:19

Bedtime Story Suggestions Continued...

Can you remember a time when God protected you ?

Share with your child an important verse about God's safety:
Proverbs 18:10

Tell a story about a time you were tempted.

Share with your child an important verse about temptation: 1
Corinthians 10:13

Share a story with your child about a time when you needed to ask forgiveness from God.

Share with your child an important verse about forgiveness: 1
John 1:9

Share a story with your child about a time when you needed to ask forgiveness from a person.

Share with your child an important verse about forgiving others: Ephesians 4:31-32

When was a time that you needed comfort?

Share with your child an important verse about comfort: Psalm
46:1-3

Have you faced some tough times where you needed to trust God to "get you through."

Share with your child an important verse about trusting God:
Proverbs 3:5-6

When was a time that you courage?

Share with your child an important verse about courage:
Psalm 27:14

Share a story about your parents.

Share with your child an important verse about honoring your parents: Ephesians 6:1-3

Did you have any enemies growing up?

Share with your child an important verse about how to treat your enemies: Matthew 5:44-45

Bedtime Story Suggestions Continued...

Can you remember a time when God protected you ?

Share with your child an important verse about God's safety:
Proverbs 18:10

Tell a story about a time you were tempted.

Share with your child an important verse about temptation: 1
Corinthians 10:13

Share a story with your child about a time when you needed to ask forgiveness from God.

Share with your child an important verse about forgiveness: 1
John 1:9

Share a story with your child about a time when you needed to ask forgiveness from a person.

Share with your child an important verse about forgiving others: Ephesians 4:31-32

When was a time that you needed comfort?

Share with your child an important verse about comfort: Psalm
46:1-3

Have you faced some tough times where you needed to trust God to "get you through."

Share with your child an important verse about trusting God:
Proverbs 3:5-6

When was a time that you courage?

Share with your child an important verse about courage:
Psalm 27:14

Share a story about your parents.

Share with your child an important verse about honoring your parents: Ephesians 6:1-3

Did you have any enemies growing up?

Share with your child an important verse about how to treat your enemies: Matthew 5:44-45

Bedtime Story Suggestions Continued...

Did you ever treat someone wrong because they treated you wrong? Or, maybe you treated them right even though they treated you wrong?

Share with your child an important verse about how to treat people who wrong you: Romans 12:18-21

Share about story about a time when someone treated you wrong? How did you respond?

Share with your child an important verse about how to respond when people treat you wrong: 1 Peter 3:13-16

Have you ever felt alone?

Share with your child an important verse about being alone a promise that Jesus gave: John 14:18

Share about a time that you needed God's guidance.

Share with your child an important verse about God's guidance: Proverbs 3:5-6

Tell your child about when you were baptized and why?

(Be sure to help them understand that baptism is a step of following Jesus after a person is saved, NOT a way of being saved.)

Share with your child an important verse that shows an example of baptism: Matthew 3:13-17

Have you ever felt jealous?

Share with your child an important verse about the outcome of jealousy and strife: James 3:16

Share a story with your child about a great day that you've had.

Share with your child an important verse about our days: Psalm 118:24

Share with your child a time when you learned from and listened to God's Word?

Share with your child an important verse about the Bible: Psalm 119:105

Bedtime Story Suggestions Continued...

Did you ever treat someone wrong because they treated you wrong? Or, maybe you treated them right even though they treated you wrong?

Share with your child an important verse about how to treat people who wrong you: Romans 12:18-21

Share about story about a time when someone treated you wrong? How did you respond?

Share with your child an important verse about how to respond when people treat you wrong: 1 Peter 3:13-16

Have you ever felt alone?

Share with your child an important verse about being alone a promise that Jesus gave: John 14:18

Share about a time that you needed God's guidance.

Share with your child an important verse about God's guidance: Proverbs 3:5-6

Tell your child about when you were baptized and why?

(Be sure to help them understand that baptism is a step of following Jesus after a person is saved, NOT a way of being saved.)

Share with your child an important verse that shows an example of baptism: Matthew 3:13-17

Have you ever felt jealous?

Share with your child an important verse about the outcome of jealousy and strife: James 3:16

Share a story with your child about a great day that you've had.

Share with your child an important verse about our days: Psalm 118:24

Share with your child a time when you learned from and listened to God's Word?

Share with your child an important verse about the Bible: Psalm 119:105

Bible Bedtime Stories

Bible Bedtime Stories

The Bible Bedtime Stories are suggested passages from Scripture to read to your child as a bedtime story. This semester we are walking through keys parts of the Gospel of John. So, let's listen and learn from the life of Jesus.

- John 1:35-51
- John 3:1-17
- John 4:46-54
- John 6:1-14
- John 6:15-21
- John 9:1-12
- John 11:30-46
- John 12:1-11
- John 12:12-19
- John 13:1-15
- John 18:1-11
- John 18:12-27
- John 19:1-15
- John 19:17-30
- John 20:1-18

Bible Bedtime Stories

Bible Bedtime Stories

The Bible Bedtime Stories are suggested passages from Scripture to read to your child as a bedtime story. This semester we are walking through keys parts of the Gospel of John. So, let's listen and learn from the life of Jesus.

- John 1:35-51
- John 3:1-17
- John 4:46-54
- John 6:1-14
- John 6:15-21
- John 9:1-12
- John 11:30-46
- John 12:1-11
- John 12:12-19
- John 13:1-15
- John 18:1-11
- John 18:12-27
- John 19:1-15
- John 19:17-30
- John 20:1-18

Life Mission Challenges

Life Mission Challenges

Help your child to develop a mission-minded attitude toward helping others and being a servant. Both SpyKid coded missions and uncoded missions can be found on the following pages as well as blank mission cards for you to create your own missions for your child.

SpyKid Mission

4 points each

Coded Challenges for Older Students

Use the SpyKid Code Book to decode the following missions and accept them, if you are willing.

The Missions begin on the following page...

Life Mission Challenges

Life Mission Challenges

Help your child to develop a mission-minded attitude toward helping others and being a servant. Both SpyKid coded missions and uncoded missions can be found on the following pages as well as blank mission cards for you to create your own missions for your child.

SpyKid Mission

4 points each

Coded Challenges for Older Students

Use the SpyKid Code Book to decode the following missions and accept them, if you are willing.

The Missions begin on the following page...

SpyKid Mission

For Older Students

Use the Substitution Code (Code: 003) to accept the following mission:

Kvcc r kvrtvyvi rk jtyhhc nyrk Avjlj dvrej kf pfl.

Unscramble the message above to read:

When your mission is complete, have your parent sign below:

Parent's Signature _____

SpyKid Mission

For Older Students

Use the Substitution Code (Code: 003) to accept the following mission:

Kvcc r kvrtvyvi rk jtyhhc nyrk Avjlj dvrej kf pfl.

Unscramble the message above to read:

When your mission is complete, have your parent sign below:

Parent's Signature _____

SpyKid Mission

For Older Students

Use the Random Space Sentence Shuffle (Code: 015) to

accept the following mission:

Te odo llJe out sust ntsy hat ewa youa H rewill
thing in y gtod oan.

Unscramble the message above to read:

When your mission is complete, have your parent sign below:

Parent's Signature _____

SpyKid Mission

For Older Students

Use the Random Space Sentence Shuffle (Code: 015) to

accept the following mission:

Te odo llJe out sust ntsy hat ewa youa H rewill
thing in y gtod oan.

Unscramble the message above to read:

When your mission is complete, have your parent sign below:

Parent's Signature _____

SpyKid Mission

For Older Students

Use the Wingding Code (Code: 005) to accept the following mission:

☞♣□ ▣□◆□ ✎☉☾●▣ ☉▣ ☰□
✎■♣ ◆□○♣◆☾☾✎■♣ ■✎♣♣ ✎□□
♣☉☾☾ □■♣ □✎ ◆☾♣○☞☞

Unscramble the message above to read:

When your mission is complete, have your parent sign below:

Parent's Signature_____

SpyKid Mission

For Older Students

Use the Wingding Code (Code: 005) to accept the following mission:

☞♣□ ▣□◆□ ✎☉☾●▣ ☉▣ ☰□
✎■♣ ◆□○♣◆☾☾✎■♣ ■✎♣♣ ✎□□
♣☉☾☾ □■♣ □✎ ◆☾♣○☞☞

Unscramble the message above to read:

When your mission is complete, have your parent sign below:

Parent's Signature_____

SpyKid Mission

For Older Students

Use the Clock Code #2 (Code: 013) to accept the following

mission:

12:10pm 12:01am 10:22am 4:32am 12:09am
2:12am 12:55am 5:45pm 3:46am 7:42pm
2:03pm 12:22pm 12:11am 10:44am 4:54am
6:23pm 2:27pm 12:19pm 4:03am 2:30pm
1:45pm 4:50am 7:10am 12:03am 3:13pm
3:00pm 11:58pm.

Unscramble the message above to read:

When your mission is complete, have your parent sign below:

Parent's Signature _____

SpyKid Mission

For Older Students

Use the Clock Code #2 (Code: 013) to accept the following

mission:

12:10pm 12:01am 10:22am 4:32am 12:09am
2:12am 12:55am 5:45pm 3:46am 7:42pm
2:03pm 12:22pm 12:11am 10:44am 4:54am
6:23pm 2:27pm 12:19pm 4:03am 2:30pm
1:45pm 4:50am 7:10am 12:03am 3:13pm
3:00pm 11:58pm.

Unscramble the message above to read:

When your mission is complete, have your parent sign below:

Parent's Signature _____

SpyKid Mission

For Older Students

Use the Common Letter Code #2 (Code: 011) to accept the following mission:

Some people like to pray. But I don't know what to pray for. The other day I met some American missionionaries. They told me what they do and what they live in. They are from the south. They said I should pray for America.

Unscramble the message above to read:

When your mission is complete, have your parent sign below:

Parent's Signature _____

SpyKid Mission

For Older Students

Use the Common Letter Code #2 (Code: 011) to accept the following mission:

Some people like to pray. But I don't know what to pray for. The other day I met some American missionionaries. They told me what they do and what they live in. They are from the south. They said I should pray for America.

Unscramble the message above to read:

When your mission is complete, have your parent sign below:

Parent's Signature _____

SpyKid Mission

For Older Students

Use the Three Letter Shuffle Code (Code: 004) to accept

the following mission:

ITel eonesom at oolsch twha the leBib ssay
utabo how a sonper can go to venhea. (And if
you ehav any stionsque utabo how eonesom can
go to venhea, ktal to ryou entspar or a chertea at
rchchu.)

Unscramble the message above to read:

When your mission is complete, have your parent sign below:

Parent's Signature_____

SpyKid Mission

For Older Students

Use the Three Letter Shuffle Code (Code: 004) to accept

the following mission:

ITel eonesom at oolsch twha the leBib ssay
utabo how a sonper can go to venhea. (And if
you ehav any stionsque utabo how eonesom can
go to venhea, ktal to ryou entspar or a chertea at
rchchu.)

Unscramble the message above to read:

When your mission is complete, have your parent sign below:

Parent's Signature_____

SpyKid Mission

For Older Students

Use the Vowel Drop Code (Code: 016) to accept the
following mission:

Pry wth yr prnts tht th ctor or ctress n yr fvrt mv
wll gv hs r hr lf t Jss.*

Unscramble the message above to read:

When your mission is complete, have your parent sign below:

Parent's Signature _____

*NOTE: This is a hard challenge. The answer for this one is found on the bottom of the last SpyKid Challenge Page.

SpyKid Mission

For Older Students

Use the Vowel Drop Code (Code: 016) to accept the
following mission:

Pry wth yr prnts tht th ctor or ctress n yr fvrt mv
wll gv hs r hr lf t Jss.*

Unscramble the message above to read:

When your mission is complete, have your parent sign below:

Parent's Signature _____

*NOTE: This is a hard challenge. The answer for this one is found on the bottom of the last SpyKid Challenge Page.

SpyKid Mission

For Older Students

Use the Random Space Code (Code: 014) to accept the following mission:

Re adi ny our Bib leJ oh n1 4:6 an dex plain i ttoy ourp are nts.

Unscramble the message above to read:

When your mission is complete, have your parent sign below:

Parent's Signature _____

SpyKid Mission

For Older Students

Use the Random Space Code (Code: 014) to accept the following mission:

Re adi ny our Bib leJ oh n1 4:6 an dex plain i ttoy ourp are nts.

Unscramble the message above to read:

When your mission is complete, have your parent sign below:

Parent's Signature _____

SpyKid Mission

For Older Students

Use the Pig Latin Code (Code: 018) to accept the following

mission:

Is Thay eek way ell tay omeone say, "esus Jay
oves Lay ou Yay."

Unscramble the message above to read:

When your mission is complete, have your parent sign below:

Parent's Signature _____

SpyKid Mission

For Older Students

Use the Pig Latin Code (Code: 018) to accept the following

mission:

Is Thay eek way ell tay omeone say, "esus Jay
oves Lay ou Yay."

Unscramble the message above to read:

When your mission is complete, have your parent sign below:

Parent's Signature _____

SpyKid Mission

For Older Students

**Use the Front and Back Switch Code (Code: 006) to
accept the following mission:**

NOTE: The numbers below have NOT been changed.

deaR 1 yimothT 4:12 ni rouy eibIB hitw rouy
sarentp.

Unscramble the message above to read:

When your mission is complete, have your parent sign below:

Parent's Signature_____

SpyKid Mission

For Older Students

**Use the Front and Back Switch Code (Code: 006) to
accept the following mission:**

NOTE: The numbers below have NOT been changed.

deaR 1 yimothT 4:12 ni rouy eibIB hitw rouy
sarentp.

Unscramble the message above to read:

When your mission is complete, have your parent sign below:

Parent's Signature_____

SpyKid Mission

For Older Students

Use the “Ong” Code (Code: 019) to accept the following

mission:

Fong I nong dong a wong a yong tong o bong
long e song song yong o u rong mong o mong.

Unscramble the message above to read:

When your mission is complete, have your parent sign below:

Parent's Signature _____

SpyKid Mission

For Older Students

Use the “Ong” Code (Code: 019) to accept the following

mission:

Fong I nong dong a wong a yong tong o bong
long e song song yong o u rong mong o mong.

Unscramble the message above to read:

When your mission is complete, have your parent sign below:

Parent's Signature _____

SpyKid Mission

For Older Students

Use the The “Ong” Code Sentence Shuffle (Code: 020) to
accept the following mission:

Fong dong l a nong dong dong rong a u wong o
a yong yong song tong song o e bong long.

Unscramble the message above to read:

When your mission is complete, have your parent sign below:

Parent's Signature _____

SpyKid Mission

For Older Students

Use the The “Ong” Code Sentence Shuffle (Code: 020) to
accept the following mission:

Fong dong l a nong dong dong rong a u wong o
a yong yong song tong song o e bong long.

Unscramble the message above to read:

When your mission is complete, have your parent sign below:

Parent's Signature _____

SpyKid Mission

For Older Students

Use the Common Letter Code #1 (Code: 010) to accept the following mission:

Invite people to our wedding. A great day of celebration it will be! Friend, I can't wait to see you there. To know that we will be married at last. Church is where we are holding the ceremony.

Unscramble the message above to read:

When your mission is complete, have your parent sign below:

Parent's Signature _____

SpyKid Mission

For Older Students

Use the Common Letter Code #1 (Code: 010) to accept the following mission:

Invite people to our wedding. A great day of celebration it will be! Friend, I can't wait to see you there. To know that we will be married at last. Church is where we are holding the ceremony.

Unscramble the message above to read:

When your mission is complete, have your parent sign below:

Parent's Signature _____

SpyKid Mission

For Older Students

**Use the Backwards Code (Code: 027) to accept the
following mission:**

NOTE: The numbers below have NOT been changed.

daeR stcA 4:12 ni ruoy elbiB htiw ruoy stnerap.

Unscramble the message above to read:

When your mission is complete, have your parent sign below:

Parent's Signature _____

SpyKid Mission

For Older Students

**Use the Backwards Code (Code: 027) to accept the
following mission:**

NOTE: The numbers below have NOT been changed.

daeR stcA 4:12 ni ruoy elbiB htiw ruoy stnerap.

Unscramble the message above to read:

When your mission is complete, have your parent sign below:

Parent's Signature _____

SpyKid Mission

For Older Students

Use the “Ub” Code (Code: 021) to accept the following

mission:

Pub rub a yub wub i tub hub yub o u rub pub a
rub e nub tub sub fub o rub sub o mub e o nub e
i nub yub o u rub fub a mub i lub yub wub hub o
dub o e sub nub o tub kub nub o wub Jub e sub
u sub.

Unscramble the message above to read:

When your mission is complete, have your parent sign below:

Parent's Signature _____

SpyKid Mission

For Older Students

Use the “Ub” Code (Code: 021) to accept the following

mission:

Pub rub a yub wub i tub hub yub o u rub pub a
rub e nub tub sub fub o rub sub o mub e o nub e
i nub yub o u rub fub a mub i lub yub wub hub o
dub o e sub nub o tub kub nub o wub Jub e sub
u sub.

Unscramble the message above to read:

When your mission is complete, have your parent sign below:

Parent's Signature _____

Parents,
Create your own SpyKid Missions using the SpyKid Code Book and the blank forms on the following pages...

SpyKid Mission For Older Students

Use the _____ Code (Code: _____) to
accept the following mission:

Unscramble the message above to read:

When your mission is complete, have your parent sign below:

Parent's Signature _____

Parents,
Create your own SpyKid Missions using the SpyKid Code Book and the blank forms on the following pages...

SpyKid Mission For Older Students

Use the _____ Code (Code: _____) to
accept the following mission:

Unscramble the message above to read:

When your mission is complete, have your parent sign below:

Parent's Signature _____

Parents,
Create your own SpyKid Missions using the SpyKid Code Book and the blank forms on the following pages...

SpyKid Mission For Older Students

Use the _____ Code (Code: _____) to
accept the following mission:

Unscramble the message above to read:

When your mission is complete, have your parent sign below:

Parent's Signature _____

Parents,
Create your own SpyKid Missions using the SpyKid Code Book and the blank forms on the following pages...

SpyKid Mission For Older Students

Use the _____ Code (Code: _____) to
accept the following mission:

Unscramble the message above to read:

When your mission is complete, have your parent sign below:

Parent's Signature _____

Parents,
Create your own SpyKid Missions using the SpyKid Code Book and the blank forms on the following pages...

SpyKid Mission For Older Students

Use the _____ Code (Code: _____) to
accept the following mission:

Unscramble the message above to read:

When your mission is complete, have your parent sign below:

Parent's Signature _____

Parents,
Create your own SpyKid Missions using the SpyKid Code Book and the blank forms on the following pages...

SpyKid Mission For Older Students

Use the _____ Code (Code: _____) to
accept the following mission:

Unscramble the message above to read:

When your mission is complete, have your parent sign below:

Parent's Signature _____

Parents,
Create your own SpyKid Missions using the SpyKid Code Book and the blank forms on the following pages...

SpyKid Mission

For Older Students

Use the _____ Code (Code: _____) to
accept the following mission:

Unscramble the message above to read:

When your mission is complete, have your parent sign below:

Parent's Signature _____

Parents,
Create your own SpyKid Missions using the SpyKid Code Book and the blank forms on the following pages...

SpyKid Mission

For Older Students

Use the _____ Code (Code: _____) to
accept the following mission:

Unscramble the message above to read:

When your mission is complete, have your parent sign below:

Parent's Signature _____

Life Mission Challenges

Un-Coded Challenges for Younger Students

As the parent, pick and choose from the Life Mission Challenges below or make up your own. Each challenge is worth 4 CROSSwalk points. Be sure to fill this in on your child's CROSSwalk Card. One card for each week is located at the back of this book.

Mission #1—Tell your teacher at church something God has been doing in your life or family. (And if you can't think of one, ask your parents.)

Mission #2—Read Romans 10:13 in your Bible with your parents.

Mission #3—Pray for the people of China, that they will hear the Good News of Jesus.

Mission #4—Tell a teacher at school what Jesus means to you.

Mission #5—Pray with your parents for someone in your family who doesn't know Jesus.

Mission #6—Find a way to bless your mom or dad.

Mission #7—Tell your parents how much you love them.

Mission #8—Pray for missionaries in Africa

Mission #9—Tell someone at school what the Bible says about how a person can go to heaven. (And if you have any questions about how someone can go to heaven, talk to your parents or a teacher at church.)

Mission #10—Invite a friend to church.

Life Mission Challenges

Un-Coded Challenges for Younger Students

As the parent, pick and choose from the Life Mission Challenges below or make up your own. Each challenge is worth 4 CROSSwalk points. Be sure to fill this in on your child's CROSSwalk Card. One card for each week is located at the back of this book.

Mission #1—Tell your teacher at church something God has been doing in your life or family. (And if you can't think of one, ask your parents.)

Mission #2—Read Romans 10:13 in your Bible with your parents.

Mission #3—Pray for the people of China, that they will hear the Good News of Jesus.

Mission #4—Tell a teacher at school what Jesus means to you.

Mission #5—Pray with your parents for someone in your family who doesn't know Jesus.

Mission #6—Find a way to bless your mom or dad.

Mission #7—Tell your parents how much you love them.

Mission #8—Pray for missionaries in Africa

Mission #9—Tell someone at school what the Bible says about how a person can go to heaven. (And if you have any questions about how someone can go to heaven, talk to your parents or a teacher at church.)

Mission #10—Invite a friend to church.

Un-Coded Challenges for Younger Students Continued...

Mission #11—Read in your Bible John 14:6 and explain it to your parents.

Mission #12— Pray with your parents that the actor or actress in your favorite movie will give his or her life to Jesus.

Mission #13—Make a card to tell your grandparents or another adult how much Jesus cares about them.

Mission #14— Find a way you can help your parents around the house.

Mission #15—Help your family by doing something nice for each one of them.

Un-Coded Challenges for Younger Students Continued...

Mission #11—Read in your Bible John 14:6 and explain it to your parents.

Mission #12— Pray with your parents that the actor or actress in your favorite movie will give his or her life to Jesus.

Mission #13—Make a card to tell your grandparents or another adult how much Jesus cares about them.

Mission #14— Find a way you can help your parents around the house.

Mission #15—Help your family by doing something nice for each one of them.

S.O.A.P.

For Older Children

S.O.A.P. for Older Children

S.O.A.P. is a weekly Scripture reading using the S.O.A.P. acrostic to help older students understand and apply the Bible's teaching as well as to begin developing consistent habits of Bible study.

Let's DIVE into the book of James...

Did you know... that the book of James was written by Jesus' brother, who didn't believe in Jesus until after His death and resurrection?

Did you know... that the book of James is called the Wisdom Book of the New Testament because it contains practical advice for everyday living?

Did you know... that the book of James only contains 108 verses? That's not too much to read, now is it?

S.O.A.P.

For Older Children

S.O.A.P. for Older Children

S.O.A.P. is a weekly Scripture reading using the S.O.A.P. acrostic to help older students understand and apply the Bible's teaching as well as to begin developing consistent habits of Bible study.

Let's DIVE into the book of James...

Did you know... that the book of James was written by Jesus' brother, who didn't believe in Jesus until after His death and resurrection?

Did you know... that the book of James is called the Wisdom Book of the New Testament because it contains practical advice for everyday living?

Did you know... that the book of James only contains 108 verses? That's not too much to read, now is it?

S.O.A.P.—Dig In to God’s Word

Use this pattern to read the Bible verses below and to answer the following questions.

6 points

Scripture (What did I read?)

Read James 1:1-11

Observe (What did I see?)

Apply (What should I do?)

Prayer (What will I pray?)

Parent Signed: _____

S.O.A.P.—Dig In to God’s Word

Use this pattern to read the Bible verses below and to answer the following questions.

6 points

Scripture (What did I read?)

Read James 1:1-11

Observe (What did I see?)

Apply (What should I do?)

Prayer (What will I pray?)

Parent Signed: _____

S.O.A.P.—Dig In to God’s Word

Use this pattern to read the Bible verses below and to answer the following questions.

6 points

Scripture (What did I read?)

Read James 1:12-18

Observe (What did I see?)

Apply (What should I do?)

Prayer (What will I pray?)

Parent Signed: _____

S.O.A.P.—Dig In to God’s Word

Use this pattern to read the Bible verses below and to answer the following questions.

6 points

Scripture (What did I read?)

Read James 1:12-18

Observe (What did I see?)

Apply (What should I do?)

Prayer (What will I pray?)

Parent Signed: _____

S.O.A.P.—Dig In to God’s Word

*Use this pattern to read the Bible verses below and to answer the following questions.
6 points*

Scripture (What did I read?)

Read James 1:19-27

Observe (What did I see?)

Apply (What should I do?)

Prayer (What will I pray?)

Parent Signed: _____

S.O.A.P.—Dig In to God’s Word

*Use this pattern to read the Bible verses below and to answer the following questions.
6 points*

Scripture (What did I read?)

Read James 1:19-27

Observe (What did I see?)

Apply (What should I do?)

Prayer (What will I pray?)

Parent Signed: _____

S.O.A.P.—Dig In to God’s Word

Use this pattern to read the Bible verses below and to answer the following questions.

6 points

Scripture (What did I read?)

Read James 2:1-13

Observe (What did I see?)

Apply (What should I do?)

Prayer (What will I pray?)

Parent Signed: _____

S.O.A.P.—Dig In to God’s Word

Use this pattern to read the Bible verses below and to answer the following questions.

6 points

Scripture (What did I read?)

Read James 2:1-13

Observe (What did I see?)

Apply (What should I do?)

Prayer (What will I pray?)

Parent Signed: _____

S.O.A.P.—Dig In to God’s Word

Use this pattern to read the Bible verses below and to answer the following questions.

6 points

Scripture (What did I read?)

Read James 2:14-26

Observe (What did I see?)

Apply (What should I do?)

Prayer (What will I pray?)

Parent Signed: _____

S.O.A.P.—Dig In to God’s Word

Use this pattern to read the Bible verses below and to answer the following questions.

6 points

Scripture (What did I read?)

Read James 2:14-26

Observe (What did I see?)

Apply (What should I do?)

Prayer (What will I pray?)

Parent Signed: _____

S.O.A.P.—Dig In to God’s Word

*Use this pattern to read the Bible verses below and to answer the following questions.
6 points*

Scripture (What did I read?)

Read James 3:1-12

Observe (What did I see?)

Apply (What should I do?)

Prayer (What will I pray?)

Parent Signed: _____

S.O.A.P.—Dig In to God’s Word

*Use this pattern to read the Bible verses below and to answer the following questions.
6 points*

Scripture (What did I read?)

Read James 3:1-12

Observe (What did I see?)

Apply (What should I do?)

Prayer (What will I pray?)

Parent Signed: _____

S.O.A.P.—Dig In to God’s Word

*Use this pattern to read the Bible verses below and to answer the following questions.
6 points*

Scripture (What did I read?)

Read James 3:13-18

Observe (What did I see?)

Apply (What should I do?)

Prayer (What will I pray?)

Parent Signed: _____

S.O.A.P.—Dig In to God’s Word

*Use this pattern to read the Bible verses below and to answer the following questions.
6 points*

Scripture (What did I read?)

Read James 3:13-18

Observe (What did I see?)

Apply (What should I do?)

Prayer (What will I pray?)

Parent Signed: _____

S.O.A.P.—Dig In to God’s Word

*Use this pattern to read the Bible verses below and to answer the following questions.
6 points*

Scripture (What did I read?)

Read James 4:1-10

Observe (What did I see?)

Apply (What should I do?)

Prayer (What will I pray?)

Parent Signed: _____

S.O.A.P.—Dig In to God’s Word

*Use this pattern to read the Bible verses below and to answer the following questions.
6 points*

Scripture (What did I read?)

Read James 4:1-10

Observe (What did I see?)

Apply (What should I do?)

Prayer (What will I pray?)

Parent Signed: _____

S.O.A.P.—Dig In to God’s Word

*Use this pattern to read the Bible verses below and to answer the following questions.
6 points*

Scripture (What did I read?)

Read James 4:11-17

Observe (What did I see?)

Apply (What should I do?)

Prayer (What will I pray?)

Parent Signed: _____

S.O.A.P.—Dig In to God’s Word

*Use this pattern to read the Bible verses below and to answer the following questions.
6 points*

Scripture (What did I read?)

Read James 4:11-17

Observe (What did I see?)

Apply (What should I do?)

Prayer (What will I pray?)

Parent Signed: _____

S.O.A.P.—Dig In to God’s Word

*Use this pattern to read the Bible verses below and to answer the following questions.
6 points*

Scripture (What did I read?)

Read James 5:1-6

Observe (What did I see?)

Apply (What should I do?)

Prayer (What will I pray?)

Parent Signed: _____

S.O.A.P.—Dig In to God’s Word

*Use this pattern to read the Bible verses below and to answer the following questions.
6 points*

Scripture (What did I read?)

Read James 5:1-6

Observe (What did I see?)

Apply (What should I do?)

Prayer (What will I pray?)

Parent Signed: _____

S.O.A.P.—Dig In to God’s Word

*Use this pattern to read the Bible verses below and to answer the following questions.
6 points*

Scripture (What did I read?)

Read James 5:7-12

Observe (What did I see?)

Apply (What should I do?)

Prayer (What will I pray?)

Parent Signed: _____

S.O.A.P.—Dig In to God’s Word

*Use this pattern to read the Bible verses below and to answer the following questions.
6 points*

Scripture (What did I read?)

Read James 5:7-12

Observe (What did I see?)

Apply (What should I do?)

Prayer (What will I pray?)

Parent Signed: _____

S.O.A.P.—Dig In to God’s Word

*Use this pattern to read the Bible verses below and to answer the following questions.
6 points*

Scripture (What did I read?)

Read James 5:13-20

Observe (What did I see?)

Apply (What should I do?)

Prayer (What will I pray?)

Parent Signed: _____

S.O.A.P.—Dig In to God’s Word

*Use this pattern to read the Bible verses below and to answer the following questions.
6 points*

Scripture (What did I read?)

Read James 5:13-20

Observe (What did I see?)

Apply (What should I do?)

Prayer (What will I pray?)

Parent Signed: _____

How to Lead Your Child to Christ



You can use the following method to share the Gospel on a child's level. Remember, be brief and to the point. A seven year old under the conviction of the Holy Spirit is still a seven year old and will still have the attention span of a seven year old. Please don't mistake immaturity for lack of interest or conviction. For more information about when a child is ready to accept Christ, please contact the children's ministry for a copy of the booklet, "When Can a Child Be Saved?"

How to Lead Your Child to Christ




You can use the following method to share the Gospel on a child's level. Remember, be brief and to the point. A seven year old under the conviction of the Holy Spirit is still a seven year old and will still have the attention span of a seven year old. Please don't mistake immaturity for lack of interest or conviction. For more information about when a child is ready to accept Christ, please contact the children's ministry for a copy of the booklet, "When Can a Child Be Saved?"

How to Lead Your Child to Christ

Step One: *God Loves You*

Draw the following:




Explain that God loves the person you are talking to and that He wants a personal relationship with them. Instead of writing “You” and “Me” under the figures, write your name and the name of the person to whom you are talking.

John 3:16 – *“For God so loved the world that he gave his only begotten son that whosoever believes in him should not perish, but have everlasting life.”*

How to Lead Your Child to Christ

Step One: *God Loves You*

Draw the following:




Explain that God loves the person you are talking to and that He wants a personal relationship with them. Instead of writing “You” and “Me” under the figures, write your name and the name of the person to whom you are talking.

John 3:16 – *“For God so loved the world that he gave his only begotten son that whosoever believes in him should not perish, but have everlasting life.”*

How to Lead Your Child to Christ

Step Two: *Sin—Our Problem*

Add to the Drawing:



Explain that we have a problem. Our problem is sin and sin is anything we do that is wrong.

ASK: *Have you ever done something wrong?* (Be careful not to ask, “Have you ever sinned?” Some children aren’t familiar with the term “sin.” Ask, “Have you ever done anything wrong?”)


Explain that everyone is a sinner and sin (the wrong things we do) separates us from God, just like in the drawing. “Picture this as a Grand Canyon or Great Wall that separates you from God. You see, God is perfect. He’s on this side. Are we perfect? No, because we’ve all done wrong things.”

Roman 3:23 – “For all have sinned and come short of the glory of God.”

How to Lead Your Child to Christ

Step Two: *Sin—Our Problem*

Add to the Drawing:



Explain that we have a problem. Our problem is sin and sin is anything we do that is wrong.

ASK: *Have you ever done something wrong?* (Be careful not to ask, “Have you ever sinned?” Some children aren’t familiar with the term “sin.” Ask, “Have you ever done anything wrong?”)

Explain that everyone is a sinner and sin (the wrong things we do) separates us from God, just like in the drawing. “Picture this as a Grand Canyon or Great Wall that separates you from God. You see, God is perfect. He’s on this side. Are we perfect? No, because we’ve all done wrong things.”

Roman 3:23 – “For all have sinned and come short of the glory of God.”

Important Note about the Stage of Accountability

On *Step Two* of the drawing if a child cannot yet discern right from wrong, he has not yet reached the stage of accountability and is not ready to give his life to Christ. In this event, plant a seed for the future:

“You know, Johnny, there will be a time in your life when you do something that’s wrong. When that time comes, know that God still loves you and has made a way for you to go to heaven. And, Johnny, if you ever start thinking about heaven and how you can go there, come talk to me.”

At this time DO NOT pray with him that he’ll accept Christ when the time is right. Many people do this without realizing that they are dealing with a young child who may only remember that he talked with somebody about Jesus and someone prayed with him. We don’t want to do anything that might cause doubt in the future.

For more information please ask the children’s ministry for a copy of the booklet “When Can a Child be Saved?”

Important Note about the Stage of Accountability

On *Step Two* of the drawing if a child cannot yet discern right from wrong, he has not yet reached the stage of accountability and is not ready to give his life to Christ. In this event, plant a seed for the future:

“You know, Johnny, there will be a time in your life when you do something that’s wrong. When that time comes, know that God still loves you and has made a way for you to go to heaven. And, Johnny, if you ever start thinking about heaven and how you can go there, come talk to me.”


At this time DO NOT pray with him that he’ll accept Christ when the time is right. Many people do this without realizing that they are dealing with a young child who may only remember that he talked with somebody about Jesus and someone prayed with him. We don’t want to do anything that might cause doubt in the future.

For more information please ask the children’s ministry for a copy of the booklet “When Can a Child be Saved?”

How to Lead Your Child to Christ

Step Three: *The Punishment and the Gift*

Add to the drawing:



Roman 6:23 - *“For the wages of sin is death, but the gift of God is eternal life through Jesus Christ our Lord.”*

Explain that there is a punishment for the wrong things we do. This punishment is eternal separation from God in a place called “hell.” God didn’t create hell for us, but for the devil and the other angels that rebelled against Him. But when we sinned and rebelled against God, this became our just punishment too.

ASK: *But where does God want us to go?* (To Heaven.)


But just because He wants us to go there, doesn’t mean that we automatically will.

Important: When speaking with a child, do not omit mentioning hell because it is a part of the Gospel. However, do not focus on this. Your aim is not to scare your child, but to inform them that there is a punishment for sin and a gift that is heaven. Also, you may need to distinguish with some children that “hell” is a “bad” word if you hit your thumb with a hammer and then say it, but it is also a place.

How to Lead Your Child to Christ

Step Three: *The Punishment and the Gift*

Add to the drawing:



Roman 6:23 - *“For the wages of sin is death, but the gift of God is eternal life through Jesus Christ our Lord.”*

Explain that there is a punishment for the wrong things we do. This punishment is eternal separation from God in a place called “hell.” God didn’t create hell for us, but for the devil and the other angels that rebelled against Him. But when we sinned and rebelled against God, this became our just punishment too.

ASK: *But where does God want us to go?* (To Heaven.)


But just because He wants us to go there, doesn’t mean that we automatically will.

Important: When speaking with a child, do not omit mentioning hell because it is a part of the Gospel. However, do not focus on this. Your aim is not to scare your child, but to inform them that there is a punishment for sin and a gift that is heaven. Also, you may need to distinguish with some children that “hell” is a “bad” word if you hit your thumb with a hammer and then say it, but it is also a place.

How to Lead Your Child to Christ

Step Four: *One Way*

Add to the drawing:



Explain that Jesus was God and came to earth as a man. He lived a perfect life, and when He died, God punished Him for all the wrong things you and I would ever do. This is how much God loves you and this is the reason Jesus came, to make a way for you to go to heaven. (*Refer to the sin block.*) If this is the Grand Canyon of sin, Jesus built a bridge across it by dying and paying the price for your sins, but Jesus didn't stay dead. Three days later, God raised Him from the dead and He's alive today. That's why He's the only way to go to heaven.


Roman; 5:8 - *"But God demonstrated his love toward us, in that, while we were yet sinners, Christ died for us."*

John 14:6 - *"Jesus said, 'I am the way, the truth, and the life; no man comes to the Father except through me.'"*

How to Lead Your Child to Christ

Step Four: *One Way*

Add to the drawing:



Explain that Jesus was God and came to earth as a man. He lived a perfect life, and when He died, God punished Him for all the wrong things you and I would ever do. This is how much God loves you and this is the reason Jesus came, to make a way for you to go to heaven. (*Refer to the sin block.*) If this is the Grand Canyon of sin, Jesus built a bridge across it by dying and paying the price for your sins, but Jesus didn't stay dead. Three days later, God raised Him from the dead and He's alive today. That's why He's the only way to go to heaven.

Roman; 5:8 - *"But God demonstrated his love toward us, in that, while we were yet sinners, Christ died for us."*

John 14:6 - *"Jesus said, 'I am the way, the truth, and the life; no man comes to the Father except through me.'"*

How to Lead Your Child to Christ

Step Five: *Gift Illustration*

Add NOTHING to the drawing:

Explain that salvation is a gift.

Ephesians 2:8-9 – *“For by grace you have been saved through faith and that not of yourselves; it is a gift of God. Not of works, lest any man should boast.”*

(You can also refer back to **Roman 6:23**)

Gift Illustration:

Let's say this pen (the pen you've been writing with) is worth a million dollars and I come to you one day and say, "I'd like to give this to you." Is it yours yet? What would you have to do to get it? (If they don't immediately say, "I have to reach out and take it," guide them toward that answer.)

Like a gift, you can accept it, or you can say no. A gift can't be earned, just like heaven – you can't be good enough to get to heaven. (*Refer back to the drawing*) There is only one way across that Grand Canyon of sin, and that's Jesus.

Now with the pen, it would be easy for you to take it. All you have to do is reach out and it's yours. With God's gift, it's a little different – You can't physically reach out and take it, but in the Bible God told us how we can accept this gift. You see, Jesus paid the price for our sins; what we have to do is give our lives to Him and accept Him as our Lord and Savior.

How to Lead Your Child to Christ

Step Five: *Gift Illustration*

Add NOTHING to the drawing:

Explain that salvation is a gift.

Ephesians 2:8-9 – *“For by grace you have been saved through faith and that not of yourselves; it is a gift of God. Not of works, lest any man should boast.”*

(You can also refer back to **Roman 6:23**)

Gift Illustration:

Let's say this pen (the pen you've been writing with) is worth a million dollars and I come to you one day and say, "I'd like to give this to you." Is it yours yet? What would you have to do to get it? (If they don't immediately say, "I have to reach out and take it," guide them toward that answer.)

Like a gift, you can accept it, or you can say no. A gift can't be earned, just like heaven – you can't be good enough to get to heaven. (*Refer back to the drawing*) There is only one way across that Grand Canyon of sin, and that's Jesus.

Now with the pen, it would be easy for you to take it. All you have to do is reach out and it's yours. With God's gift, it's a little different – You can't physically reach out and take it, but in the Bible God told us how we can accept this gift. You see, Jesus paid the price for our sins; what we have to do is give our lives to Him and accept Him as our Lord and Savior.

How to Lead Your Child to Christ

This is how a person can give his life to Jesus:

Admit that we have sinned and be willing
to turn from our sin.

Believe that Jesus is God's Son who died
and was raised from the dead.

Call on the Lord, confess our
sins, and commit our life to Him.

The Bible says:

Roman; 10:9 - *"That if you will confess with your mouth the
Lord Jesus and believe in your heart that God raised Him
from the dead, you will be saved."*

Roman; 10:13 - *"For whosoever shall call upon the name of
the Lord shall be saved."*

How to Lead Your Child to Christ

This is how a person can give his life to Jesus:

Admit that we have sinned and be willing
to turn from our sin.

Believe that Jesus is God's Son who died
and was raised from the dead.

Call on the Lord, confess our
sins, and commit our life to Him.

The Bible says:

Roman; 10:9 - *"That if you will confess with your mouth the
Lord Jesus and believe in your heart that God raised Him
from the dead, you will be saved."*

Roman; 10:13 - *"For whosoever shall call upon the name of
the Lord shall be saved."*

How to Lead Your Child to Christ

Step Six: *The Invitation*

BIG QUESTIONS:

ASK: Does all this make sense to you?

ASK: Would you like to give your life to Christ?

If NO, ask why not?

If YES, then let them pray aloud or lead them in a prayer similar to the following: (Remember, there is no magic prayer. Words don't save a person; God knows what is in their heart.)

Dear Jesus,

Thank you for dying for me and offering me heaven. I'm sorry for the wrong things I've done. Please save me and be my Lord and Savior. I give you my life. Thank you for saving me.

In Jesus Name, Amen.

After your child accepts Jesus, immediately congratulate him and give him a big hug. Let him know how proud and happy you are. Then encourage him to continue growing with Jesus, to make his decision public at church, and to follow the Lord in baptism.

How to Lead Your Child to Christ

Step Six: *The Invitation*

BIG QUESTIONS:

ASK: Does all this make sense to you?

ASK: Would you like to give your life to Christ?

If NO, ask why not?

If YES, then let them pray aloud or lead them in a prayer similar to the following: (Remember, there is no magic prayer. Words don't save a person; God knows what is in their heart.)

Dear Jesus,

Thank you for dying for me and offering me heaven. I'm sorry for the wrong things I've done. Please save me and be my Lord and Savior. I give you my life. Thank you for saving me.

In Jesus Name, Amen.

After your child accepts Jesus, immediately congratulate him and give him a big hug. Let him know how proud and happy you are. Then encourage him to continue growing with Jesus, to make his decision public at church, and to follow the Lord in baptism.

How to Lead Your Child to Christ

Important Scriptures

John 3:16 – “For God so loved the world that he gave his only begotten son that whosoever believes in him should not perish, but have everlasting life.”

Roman 3:23 - “For all have sinned and come short of the glory of God.”

Roman 6:23 - “For the wages of sin is death, but the gift of God is eternal life through Jesus Christ our Lord.”

Roman 5:8 - “But God demonstrated his love toward us, in that, while we were yet sinners, Christ died for us.”

Roman 10:9 - “That if you will confess with your mouth the Lord Jesus and believe in your heart that God raised Him from the dead, you will be saved.”

Roman 10:13 - “For whosoever shall call upon the name of the Lord shall be saved.”

Ephesian 2:8 – 9 - “For by grace you have been saved through faith and that not of yourselves; it is a gift of God. Not of works, lest any man should boast.”

Hebrew 9:27 - “For it is appointed unto man once to die, and after this to face judgment.”

How to Lead Your Child to Christ

Important Scriptures

John 3:16 – “For God so loved the world that he gave his only begotten son that whosoever believes in him should not perish, but have everlasting life.”

Roman 3:23 - “For all have sinned and come short of the glory of God.”

Roman 6:23 - “For the wages of sin is death, but the gift of God is eternal life through Jesus Christ our Lord.”

Roman 5:8 - “But God demonstrated his love toward us, in that, while we were yet sinners, Christ died for us.”

Roman 10:9 - “That if you will confess with your mouth the Lord Jesus and believe in your heart that God raised Him from the dead, you will be saved.”

Roman 10:13 - “For whosoever shall call upon the name of the Lord shall be saved.”

Ephesian 2:8 – 9 - “For by grace you have been saved through faith and that not of yourselves; it is a gift of God. Not of works, lest any man should boast.”

Hebrew 9:27 - “For it is appointed unto man once to die, and after this to face judgment.”

Point Cards

Reward your children for the activities they've done by filling out a CROSSwalk Point Card each week. Just cut the card out, fill it out with the activities that your family has done this week, and give it to your child to be able to turn in for prizes or extra privileges.

The CROSSwalk Point Cards begin on the following page...

Point Cards

Reward your children for the activities they've done by filling out a CROSSwalk Point Card each week. Just cut the card out, fill it out with the activities that your family has done this week, and give it to your child to be able to turn in for prizes or extra privileges.

The CROSSwalk Point Cards begin on the following page...

CROSSwalk Point Card

NAME: _____

Week 1

- Family Special Time*— My family did one of the Special Times in this book—6 pts.
- Nightly Prayer Activity*—I prayed with my parents before I went to bed—2 pts.
- Bedtime Story*—I learned about Jesus and life by listening to a bedtime story—4 pts.
- Life Mission Challenges*—I participated in a Life Mission Challenge—4 pts.
- S.O.A.P. for Older Children*—I read this week’s section from the book of James and filled out the S.O.A.P. page—6 pts.
- I brought a friend to church—10 pts.

My friend’s name is: _____

Keep working on your memory challenges and say them to your parents!

Parent’s Signature: _____

CROSSwalk Point Card

NAME: _____

Week 1

- Family Special Time*— My family did one of the Special Times in this book—6 pts.
- Nightly Prayer Activity*—I prayed with my parents before I went to bed—2 pts.
- Bedtime Story*—I learned about Jesus and life by listening to a bedtime story—4 pts.
- Life Mission Challenges*—I participated in a Life Mission Challenge—4 pts.
- S.O.A.P. for Older Children*—I read this week’s section from the book of James and filled out the S.O.A.P. page—6 pts.
- I brought a friend to church—10 pts.

My friend’s name is: _____

Keep working on your memory challenges and say them to your parents!

Parent’s Signature: _____

CROSSwalk Point Card

NAME: _____

Week 2

- Family Special Time*— My family did one of the Special Times in this book—6 pts.
- Nightly Prayer Activity*—I prayed with my parents before I went to bed—2 pts.
- Bedtime Story*—I learned about Jesus and life by listening to a bedtime story—4 pts.
- Life Mission Challenges*—I participated in a Life Mission Challenge—4 pts.
- S.O.A.P. for Older Children*—I read this week’s section from the book of James and filled out the S.O.A.P. page—6 pts.
- I brought a friend to church—10 pts.

My friend’s name is: _____

Keep working on your memory challenges and say them to your parents!

Parent’s Signature: _____

CROSSwalk Point Card

NAME: _____

Week 2

- Family Special Time*— My family did one of the Special Times in this book—6 pts.
- Nightly Prayer Activity*—I prayed with my parents before I went to bed—2 pts.
- Bedtime Story*—I learned about Jesus and life by listening to a bedtime story—4 pts.
- Life Mission Challenges*—I participated in a Life Mission Challenge—4 pts.
- S.O.A.P. for Older Children*—I read this week’s section from the book of James and filled out the S.O.A.P. page—6 pts.
- I brought a friend to church—10 pts.

My friend’s name is: _____

Keep working on your memory challenges and say them to your parents!

Parent’s Signature: _____

CROSSwalk Point Card

NAME: _____

Week 3

- Family Special Time*— My family did one of the Special Times in this book—6 pts.
- Nightly Prayer Activity*—I prayed with my parents before I went to bed—2 pts.
- Bedtime Story*—I learned about Jesus and life by listening to a bedtime story—4 pts.
- Life Mission Challenges*—I participated in a Life Mission Challenge—4 pts.
- S.O.A.P. for Older Children*—I read this week’s section from the book of James and filled out the S.O.A.P. page—6 pts.
- I brought a friend to church—10 pts.

My friend’s name is: _____

Keep working on your memory challenges and say them to your parents!

Parent’s Signature: _____

CROSSwalk Point Card

NAME: _____

Week 3

- Family Special Time*— My family did one of the Special Times in this book—6 pts.
- Nightly Prayer Activity*—I prayed with my parents before I went to bed—2 pts.
- Bedtime Story*—I learned about Jesus and life by listening to a bedtime story—4 pts.
- Life Mission Challenges*—I participated in a Life Mission Challenge—4 pts.
- S.O.A.P. for Older Children*—I read this week’s section from the book of James and filled out the S.O.A.P. page—6 pts.
- I brought a friend to church—10 pts.

My friend’s name is: _____

Keep working on your memory challenges and say them to your parents!

Parent’s Signature: _____

CROSSwalk Point Card

NAME: _____

Week 4

- Family Special Time*— My family did one of the Special Times in this book—6 pts.
- Nightly Prayer Activity*—I prayed with my parents before I went to bed—2 pts.
- Bedtime Story*—I learned about Jesus and life by listening to a bedtime story—4 pts.
- Life Mission Challenges*—I participated in a Life Mission Challenge—4 pts.
- S.O.A.P. for Older Children*—I read this week’s section from the book of James and filled out the S.O.A.P. page—6 pts.
- I brought a friend to church—10 pts.

My friend’s name is: _____

Keep working on your memory challenges and say them to your parents!

Parent’s Signature: _____

CROSSwalk Point Card

NAME: _____

Week 4

- Family Special Time*— My family did one of the Special Times in this book—6 pts.
- Nightly Prayer Activity*—I prayed with my parents before I went to bed—2 pts.
- Bedtime Story*—I learned about Jesus and life by listening to a bedtime story—4 pts.
- Life Mission Challenges*—I participated in a Life Mission Challenge—4 pts.
- S.O.A.P. for Older Children*—I read this week’s section from the book of James and filled out the S.O.A.P. page—6 pts.
- I brought a friend to church—10 pts.

My friend’s name is: _____

Keep working on your memory challenges and say them to your parents!

Parent’s Signature: _____

CROSSwalk Point Card

NAME: _____

Week 5

- Family Special Time*— My family did one of the Special Times in this book—6 pts.
- Nightly Prayer Activity*—I prayed with my parents before I went to bed—2 pts.
- Bedtime Story*—I learned about Jesus and life by listening to a bedtime story—4 pts.
- Life Mission Challenges*—I participated in a Life Mission Challenge—4 pts.
- S.O.A.P. for Older Children*—I read this week’s section from the book of James and filled out the S.O.A.P. page—6 pts.
- I brought a friend to church—10 pts.

My friend’s name is: _____

Keep working on your memory challenges and say them to your parents!

Parent’s Signature: _____

CROSSwalk Point Card

NAME: _____

Week 5

- Family Special Time*— My family did one of the Special Times in this book—6 pts.
- Nightly Prayer Activity*—I prayed with my parents before I went to bed—2 pts.
- Bedtime Story*—I learned about Jesus and life by listening to a bedtime story—4 pts.
- Life Mission Challenges*—I participated in a Life Mission Challenge—4 pts.
- S.O.A.P. for Older Children*—I read this week’s section from the book of James and filled out the S.O.A.P. page—6 pts.
- I brought a friend to church—10 pts.

My friend’s name is: _____

Keep working on your memory challenges and say them to your parents!

Parent’s Signature: _____

CROSSwalk Point Card

NAME: _____

Week 6

- Family Special Time*— My family did one of the Special Times in this book—6 pts.
- Nightly Prayer Activity*—I prayed with my parents before I went to bed—2 pts.
- Bedtime Story*—I learned about Jesus and life by listening to a bedtime story—4 pts.
- Life Mission Challenges*—I participated in a Life Mission Challenge—4 pts.
- S.O.A.P. for Older Children*—I read this week's section from the book of James and filled out the S.O.A.P. page—6 pts.
- I brought a friend to church—10 pts.

My friend's name is: _____

Keep working on your memory challenges and say them to your parents!

Parent's Signature: _____

CROSSwalk Point Card

NAME: _____

Week 6

- Family Special Time*— My family did one of the Special Times in this book—6 pts.
- Nightly Prayer Activity*—I prayed with my parents before I went to bed—2 pts.
- Bedtime Story*—I learned about Jesus and life by listening to a bedtime story—4 pts.
- Life Mission Challenges*—I participated in a Life Mission Challenge—4 pts.
- S.O.A.P. for Older Children*—I read this week's section from the book of James and filled out the S.O.A.P. page—6 pts.
- I brought a friend to church—10 pts.

My friend's name is: _____

Keep working on your memory challenges and say them to your parents!

Parent's Signature: _____

CROSSwalk Point Card

NAME: _____

Week 7

- Family Special Time*— My family did one of the Special Times in this book—6 pts.
- Nightly Prayer Activity*—I prayed with my parents before I went to bed—2 pts.
- Bedtime Story*—I learned about Jesus and life by listening to a bedtime story—4 pts.
- Life Mission Challenges*—I participated in a Life Mission Challenge—4 pts.
- S.O.A.P. for Older Children*—I read this week’s section from the book of James and filled out the S.O.A.P. page—6 pts.
- I brought a friend to church—10 pts.

My friend’s name is: _____

Keep working on your memory challenges and say them to your parents!

Parent’s Signature: _____

CROSSwalk Point Card

NAME: _____

Week 7

- Family Special Time*— My family did one of the Special Times in this book—6 pts.
- Nightly Prayer Activity*—I prayed with my parents before I went to bed—2 pts.
- Bedtime Story*—I learned about Jesus and life by listening to a bedtime story—4 pts.
- Life Mission Challenges*—I participated in a Life Mission Challenge—4 pts.
- S.O.A.P. for Older Children*—I read this week’s section from the book of James and filled out the S.O.A.P. page—6 pts.
- I brought a friend to church—10 pts.

My friend’s name is: _____

Keep working on your memory challenges and say them to your parents!

Parent’s Signature: _____

CROSSwalk Point Card

NAME: _____

Week 8

- Family Special Time*— My family did one of the Special Times in this book—6 pts.
- Nightly Prayer Activity*—I prayed with my parents before I went to bed—2 pts.
- Bedtime Story*—I learned about Jesus and life by listening to a bedtime story—4 pts.
- Life Mission Challenges*—I participated in a Life Mission Challenge—4 pts.
- S.O.A.P. for Older Children*—I read this week’s section from the book of James and filled out the S.O.A.P. page—6 pts.
- I brought a friend to church—10 pts.

My friend’s name is: _____

Keep working on your memory challenges and say them to your parents!

Parent’s Signature: _____

CROSSwalk Point Card

NAME: _____

Week 8

- Family Special Time*— My family did one of the Special Times in this book—6 pts.
- Nightly Prayer Activity*—I prayed with my parents before I went to bed—2 pts.
- Bedtime Story*—I learned about Jesus and life by listening to a bedtime story—4 pts.
- Life Mission Challenges*—I participated in a Life Mission Challenge—4 pts.
- S.O.A.P. for Older Children*—I read this week’s section from the book of James and filled out the S.O.A.P. page—6 pts.
- I brought a friend to church—10 pts.

My friend’s name is: _____

Keep working on your memory challenges and say them to your parents!

Parent’s Signature: _____

CROSSwalk Point Card

NAME: _____

Week 9

- Family Special Time*— My family did one of the Special Times in this book—6 pts.
- Nightly Prayer Activity*—I prayed with my parents before I went to bed—2 pts.
- Bedtime Story*—I learned about Jesus and life by listening to a bedtime story—4 pts.
- Life Mission Challenges*—I participated in a Life Mission Challenge—4 pts.
- S.O.A.P. for Older Children*—I read this week’s section from the book of James and filled out the S.O.A.P. page—6 pts.
- I brought a friend to church—10 pts.

My friend’s name is: _____

Keep working on your memory challenges and say them to your parents!

Parent’s Signature: _____

CROSSwalk Point Card

NAME: _____

Week 9

- Family Special Time*— My family did one of the Special Times in this book—6 pts.
- Nightly Prayer Activity*—I prayed with my parents before I went to bed—2 pts.
- Bedtime Story*—I learned about Jesus and life by listening to a bedtime story—4 pts.
- Life Mission Challenges*—I participated in a Life Mission Challenge—4 pts.
- S.O.A.P. for Older Children*—I read this week’s section from the book of James and filled out the S.O.A.P. page—6 pts.
- I brought a friend to church—10 pts.

My friend’s name is: _____

Keep working on your memory challenges and say them to your parents!

Parent’s Signature: _____

CROSSwalk Point Card

NAME: _____

Week 10

- Family Special Time*— My family did one of the Special Times in this book—6 pts.
- Nightly Prayer Activity*—I prayed with my parents before I went to bed—2 pts.
- Bedtime Story*—I learned about Jesus and life by listening to a bedtime story—4 pts.
- Life Mission Challenges*—I participated in a Life Mission Challenge—4 pts.
- S.O.A.P. for Older Children*—I read this week’s section from the book of James and filled out the S.O.A.P. page—6 pts.
- I brought a friend to church—10 pts.

My friend’s name is: _____

Keep working on your memory challenges and say them to your parents!

Parent’s Signature: _____

CROSSwalk Point Card

NAME: _____

Week 10

- Family Special Time*— My family did one of the Special Times in this book—6 pts.
- Nightly Prayer Activity*—I prayed with my parents before I went to bed—2 pts.
- Bedtime Story*—I learned about Jesus and life by listening to a bedtime story—4 pts.
- Life Mission Challenges*—I participated in a Life Mission Challenge—4 pts.
- S.O.A.P. for Older Children*—I read this week’s section from the book of James and filled out the S.O.A.P. page—6 pts.
- I brought a friend to church—10 pts.

My friend’s name is: _____

Keep working on your memory challenges and say them to your parents!

Parent’s Signature: _____

CROSSwalk Point Card

NAME: _____

Week 11

- Family Special Time*— My family did one of the Special Times in this book—6 pts.
- Nightly Prayer Activity*—I prayed with my parents before I went to bed—2 pts.
- Bedtime Story*—I learned about Jesus and life by listening to a bedtime story—4 pts.
- Life Mission Challenges*—I participated in a Life Mission Challenge—4 pts.
- S.O.A.P. for Older Children*—I read this week's section from the book of James and filled out the S.O.A.P. page—6 pts.
- I brought a friend to church—10 pts.

My friend's name is: _____

Keep working on your memory challenges and say them to your parents!

Parent's Signature: _____

CROSSwalk Point Card

NAME: _____

Week 11

- Family Special Time*— My family did one of the Special Times in this book—6 pts.
- Nightly Prayer Activity*—I prayed with my parents before I went to bed—2 pts.
- Bedtime Story*—I learned about Jesus and life by listening to a bedtime story—4 pts.
- Life Mission Challenges*—I participated in a Life Mission Challenge—4 pts.
- S.O.A.P. for Older Children*—I read this week's section from the book of James and filled out the S.O.A.P. page—6 pts.
- I brought a friend to church—10 pts.

My friend's name is: _____

Keep working on your memory challenges and say them to your parents!

Parent's Signature: _____

CROSSwalk Point Card

NAME: _____

Week 12

- Family Special Time*— My family did one of the Special Times in this book—6 pts.
- Nightly Prayer Activity*—I prayed with my parents before I went to bed—2 pts.
- Bedtime Story*—I learned about Jesus and life by listening to a bedtime story—4 pts.
- Life Mission Challenges*—I participated in a Life Mission Challenge—4 pts.
- S.O.A.P. for Older Children*—I read this week’s section from the book of James and filled out the S.O.A.P. page—6 pts.
- I brought a friend to church—10 pts.

My friend’s name is: _____

Keep working on your memory challenges and say them to your parents!

Parent’s Signature: _____

CROSSwalk Point Card

NAME: _____

Week 12

- Family Special Time*— My family did one of the Special Times in this book—6 pts.
- Nightly Prayer Activity*—I prayed with my parents before I went to bed—2 pts.
- Bedtime Story*—I learned about Jesus and life by listening to a bedtime story—4 pts.
- Life Mission Challenges*—I participated in a Life Mission Challenge—4 pts.
- S.O.A.P. for Older Children*—I read this week’s section from the book of James and filled out the S.O.A.P. page—6 pts.
- I brought a friend to church—10 pts.

My friend’s name is: _____

Keep working on your memory challenges and say them to your parents!

Parent’s Signature: _____

CROSSwalk Point Card

NAME: _____

Week 13

- Family Special Time*— My family did one of the Special Times in this book—6 pts.
- Nightly Prayer Activity*—I prayed with my parents before I went to bed—2 pts.
- Bedtime Story*—I learned about Jesus and life by listening to a bedtime story—4 pts.
- Life Mission Challenges*—I participated in a Life Mission Challenge—4 pts.
- S.O.A.P. for Older Children*—I read this week’s section from the book of James and filled out the S.O.A.P. page—6 pts.
- I brought a friend to church—10 pts.

My friend’s name is: _____

Keep working on your memory challenges and say them to your parents!

Parent’s Signature: _____

CROSSwalk Point Card

NAME: _____

Week 13

- Family Special Time*— My family did one of the Special Times in this book—6 pts.
- Nightly Prayer Activity*—I prayed with my parents before I went to bed—2 pts.
- Bedtime Story*—I learned about Jesus and life by listening to a bedtime story—4 pts.
- Life Mission Challenges*—I participated in a Life Mission Challenge—4 pts.
- S.O.A.P. for Older Children*—I read this week’s section from the book of James and filled out the S.O.A.P. page—6 pts.
- I brought a friend to church—10 pts.

My friend’s name is: _____

Keep working on your memory challenges and say them to your parents!

Parent’s Signature: _____

CROSSwalk Point Card

NAME: _____

Week 14

- Family Special Time*— My family did one of the Special Times in this book—6 pts.
- Nightly Prayer Activity*—I prayed with my parents before I went to bed—2 pts.
- Bedtime Story*—I learned about Jesus and life by listening to a bedtime story—4 pts.
- Life Mission Challenges*—I participated in a Life Mission Challenge—4 pts.
- S.O.A.P. for Older Children*—I read this week’s section from the book of James and filled out the S.O.A.P. page—6 pts.
- I brought a friend to church—10 pts.

My friend’s name is: _____

Keep working on your memory challenges and say them to your parents!

Parent’s Signature: _____

CROSSwalk Point Card

NAME: _____

Week 14

- Family Special Time*— My family did one of the Special Times in this book—6 pts.
- Nightly Prayer Activity*—I prayed with my parents before I went to bed—2 pts.
- Bedtime Story*—I learned about Jesus and life by listening to a bedtime story—4 pts.
- Life Mission Challenges*—I participated in a Life Mission Challenge—4 pts.
- S.O.A.P. for Older Children*—I read this week’s section from the book of James and filled out the S.O.A.P. page—6 pts.
- I brought a friend to church—10 pts.

My friend’s name is: _____

Keep working on your memory challenges and say them to your parents!

Parent’s Signature: _____

CROSSwalk Point Card

NAME: _____

Week 15

- Family Special Time*—My family did one of the Special Times in this book—6 pts.
- Nightly Prayer Activity*—I prayed with my parents before I went to bed—2 pts.
- Bedtime Story*—I learned about Jesus and life by listening to a bedtime story—4 pts.
- Life Mission Challenges*—I participated in a Life Mission Challenge—4 pts.
- S.O.A.P. for Older Children*—I read this week's section from the book of James and filled out the S.O.A.P. page—6 pts.
- I brought a friend to church—10 pts.

My friend's name is: _____

Keep working on your memory challenges and say them to your parents!

Parent's Signature: _____

CROSSwalk Point Card

NAME: _____

Week 15

- Family Special Time*—My family did one of the Special Times in this book—6 pts.
- Nightly Prayer Activity*—I prayed with my parents before I went to bed—2 pts.
- Bedtime Story*—I learned about Jesus and life by listening to a bedtime story—4 pts.
- Life Mission Challenges*—I participated in a Life Mission Challenge—4 pts.
- S.O.A.P. for Older Children*—I read this week's section from the book of James and filled out the S.O.A.P. page—6 pts.
- I brought a friend to church—10 pts.

My friend's name is: _____

Keep working on your memory challenges and say them to your parents!

Parent's Signature: _____